

Final: May 15, 2020



2020-2024

FIVE YEAR CONSOLIDATED PLAN

Office of Community Development

# Executive Summary

## ES-05 Executive Summary - 24 CFR 91.200(c), 91.220(b)

### 1. Introduction

The County of Lexington's Consolidated Plan is a comprehensive plan, which addresses the County's housing, homelessness, non-housing, and community development needs. Federal regulations require states, cities, and counties to submit a Consolidated Plan every five years for the following County administered programs:

- Community Development Block Grant (CDBG)
- Home Investment Partnership Program (HOME)
- Emergency Solutions Grant (ESG)

According to the U.S. Department of Housing and Urban Development (HUD), "The Consolidated Plan is designed to help states and local jurisdictions assess their affordable housing and community development needs and market conditions, and to make data-driven, place-based investment decisions." The consolidated planning process serves as the framework for a community-wide dialogue to identify housing and community development priorities that align and focus funding from the four CPD formula block grant programs: the Community Development Block Grant (CDBG), the HOME Investment Partnership (HOME), the Emergency Solutions Grant (ESG) program.

The County of Lexington's Office of Community Development is the lead agency responsible for preparing the Consolidated Plan. As an Urban Entitlement County, Lexington receives and administers HUD funding for the Community Development Block Grant (CDBG) program, the HOME Improvement Partnership (HOME) program, as well as the Emergency Solutions Grant (ESG) program. The following municipalities have elected to be included in the County of Lexington's Urban Entitlement status and currently have agreements on file that include the communities of Batesburg-Leesville, Chapin, Gaston, Gilbert, Irmo, Lexington, Pelion, Pine Ridge, South Congaree, Springdale, Summit, Swansea, as well as the cities of Cayce and West Columbia. Consistent with HUD's mission, the County of Lexington's Consolidated Plan establishes a unified, coordinated vision for community development actions for the upcoming five years.

Key elements of this Consolidated Plan are its emphasis on citizen participation and the collaborative nature of the process. Throughout the compilation process, grants staff used the input of our citizens and community partners to determine the County's housing and community development needs. Additionally, this input was used to develop strategies for addressing the specified needs. The County's

mission is to increase homeownership, support community development, and increase access to affordable housing free from discrimination. To fulfill this mission, the County will embrace high standards of ethics, management, and accountability and will continue to form new partnerships that leverage resources and improve HUD's, as well as the County's ability to be effective on the community level. Section SP - 25 Priority Needs describes the highest needs of the community as determined by the County's staff, its municipal partners, and community stakeholders. For more details on the annual objectives and goals, please refer to the Action Plan section AP-20 Annual Goals and Objectives.

Lexington County became a recipient of the Emergency Solutions Grant (ESG) in 2018 and will coordinate with the United Way of the Midlands / MACH which allocates ESG funds acting as the Continuum of Care (CoC) for the Midlands. The ESG grants have the following eligible program components to address homelessness: street outreach, emergency shelter, homelessness prevention, rapid re-housing, and Homeless Management Information (HMIS).

## **2. Summary of the objectives and outcomes identified in the Plan Needs Assessment Overview**

As part of the Consolidated Plan planning process which included community input, existing program capacity, and analysis of the data, the County has identified the following seven priority needs areas, along with specific strategies to address each need. In upcoming sections of the Consolidated Plan, each of the priority areas is described and accompanied by detailed strategies and measurable performance outcomes. The priorities and strategies were developed to ensure that they align with the U.S. Department of Housing and Urban Development's statutory goals.

<b>Objective 1</b>	<b>Owner Occupied Housing Rehabilitation</b>
Objective 2	Down Payment Assistance Program
Objective 3	Special Needs Housing/Housing Acquisition and Rehab
Objective 4	Public Facilities and Infrastructure
Objective 5	Public Services
Objective 6	Lead-Based Paint Hazard Reduction
Objective 7	Promotion of Fair Housing Practices

**Table 1 - Lexington County Objectives**

## **3. Evaluation of past performance**

As part of the consolidated planning process, Lexington County staff members, as well as its municipal partners, service providers, and stakeholders completed an extensive analysis of the County's existing CDBG HOME and ESG services, programs, and projects. To that end, and as the following Consolidated Plan will lay-out, the highest priority needs continue to be the development of new affordable housing units, the maintenance and rehabilitation of existing affordable housing units, and providing adequate

housing and public service opportunities for the County's homeless and vulnerable (non-homeless) populations. The County and municipal partners will aggressively support its two highly successful owner-occupied housing rehabilitation programs throughout the incorporated and unincorporated communities of our County, these are the minor home repair and the comprehensive housing repair programs. Additionally, the County and its municipal partners will continue to proactively improve public facilities and public infrastructure in the underserved census tracts and block groups of the community, which will in turn help to foster safe and decent living environments for our residents.

Unfortunately, homelessness remains an issue throughout the County, therefore the Office of Community Development will continue to provide funding to Transitions, a homeless facility, as well as support transitional services for battered spouses and their children and forge further community collaborations to provide for the needs of the County's homeless population. Furthermore, the County engages Christ Central Ministries, Midlands Housing Alliance, United Way of the Midlands and Sistercare in support of homeless veterans, women and children, families, and adult males. The Grant Programs Division will improve its collaborations with the Lexington County Office of Veterans Affairs to further assist the County's homeless veteran population. Throughout the rigorous citizen engagement and community needs assessment process, the County has also identified the needs for our non-homeless special needs populations to include persons with disabilities, elderly, persons with HIV/AIDS, those struggling with issues of mental health, and alcohol and drug addiction. The County is committed to using our resources through public infrastructure, housing, and public service programs to enrich the lives of the County's low- and moderate-income citizens.

#### **4. Summary of citizen participation process and consultation process**

The County has fostered excellent relationships with many non-profit social services and housing agencies. The following are a few of the entities that participated in the County's consultation process:

Central South Carolina Alliance, the University of South Carolina, Eau Clair Cooperative Health, Lexington Medical Center, South Carolina Department of Social Services, the South Carolina Department of Health and Environmental Control, Lexington County Veterans Affairs, Lexington County Public Library, South Carolina Connects, Lexington Chamber of Commerce; the Lexington County Planning & Zoning Department, Lexington County Finance Department, South Carolina Department of Social Service, Lexington Medical Center, Lexington County Economic Development, Central Midlands Council of Governments, HUD, and South Carolina Human Affairs Commission.

##### ***A. Public Meetings and Hearings***

The County held a series of three public input meetings designed to discuss the consolidated planning process and to solicit community input regarding the assessment of community needs. Information regarding the dates and times of the meetings was provided to the County's numerous non-profit

organizations and sub-recipients. Flyers were sent to incorporated municipalities, placed on the County's website, and posted throughout the County's Administration Building. Notifications were sent to state and local agencies. Additionally, the County posted notifications of the meeting on the County's website and social media pages. An online community assessment survey in English and Spanish was posted on the County's website. Notification for the survey was promoted through flyers and social media. The County left hard copies of the survey and a drop box in various locations throughout the County to ensure the maximum amount of citizen input was collected.

The County's citizen participation process yielded the involvement and input of some 450 citizens. This figure includes the input from public meetings/hearings, online community assessment survey, and hard copies placed in the drop boxes. The flyers, sign-in sheets and surveys of the meetings are included in Appendix B, C, and E. Additional comments on drafts of the Consolidated Plan were solicited from the public during a 30-day comment period. Copies of the draft plan were made available to citizens and stakeholders at the main branch of the Lexington Public Library, as well as made available on the County website. A summary of citizen's comments concerning the Consolidated Plan is included in Appendix B. Additionally, copies of all public notices and public hearings advertised in the newspaper may be found in Appendix C. Citizens who were not in attendance at the public meetings elected to participate in an online needs assessment survey.

The public input meetings and public hearings were open to all segments of the community with accommodations being made for persons with disabilities and for those who are employed. The time and accessibility of the meetings were key factors that were considered for ensuring the maximum level of citizen involvement. While not every citizen or stakeholder recommended program or service can be funded, the Office of Community Development is giving priority to the activities which ranked high on the assessment survey and serve the greatest number of needs. Particular emphasis was placed on community collaborative efforts that leveraged resources and which have the probability of achieving the greatest number of positive outcomes.

## **5. Summary of public comments**

In addition to the input meetings and three public hearings, the County of Lexington hosted an online community assessment survey available to our citizens from March 10, 2020, to April 2, 2020. A total of 436 English speaking residents responded to the survey, there were no respondents to the Spanish survey version. The highest-ranking priorities for housing were helping people with special needs (68.46%), providing housing for people with special needs (50.12%), and providing decent affordable housing (40.59%). The highest-ranking priorities for neighborhood revitalization were building or improving streets, sidewalks and drainage in the area (73.11%), building or improving water and sewer lines (56.89%), and eliminating environmental hazards (57.11%). The highest-ranking economic development priority was financing projects that increase jobs (51.04%). The highest-ranking broadband

priorities were providing decent and affordable broadband (56.10%), and increasing the access of broadband to rural areas (56.74%). The highest-ranking economic resilience priority was workforce resiliency (51.92%).

## **6. Summary of comments or views not accepted and the reasons for not accepting them**

There were no citizen views or comments that were not accepted. Based upon considerable citizen input, as well as the comments of stakeholders, non-profit organizations, and the County's CDBG subrecipients, County staff took into account the myriad of comments and opinions provided to staff by the public. Furthermore, while not every citizen or stakeholder identified and recommended program or service can realistically be funded due to the vast amount of community needs and limited resources, all comments have been considered for inclusion of the final plan.

## **7. Summary**

- The County's Office of Community Development Grants Program Division is the lead agency responsible for the preparation of the Consolidated Plan. As an Urban Entitlement County, the County administers the Community Development Block Grant (CDBG) program and the Home Improvement Partnership Program (HOME) and the Emergency Solutions Grant (ESG).
- The County has Intergovernmental Agreements with the municipalities of Batesburg-Leesville, Chapin, Gaston, Gilbert, Irmo, Lexington, Pelion, Pine Ridge, South Congaree, Springdale, Summit, Swansea, as well as with the cities of Cayce and West Columbia. The County receives and administers CDBG, ESG, and HOME funds on their behalf.
- The County of Lexington's Five Year Consolidated Plan is designed to help states and local jurisdictions to assess their affordable housing and community development needs and market conditions, and to make data-driven, place-based investment decisions.
- For information on specific targeted areas please refer to the Strategic Plan section SP10. Section SP-25 Priority Needs describes the highest needs of the community as determined by the County of Lexington policymakers, staff, its municipal partners and community stakeholders. For more details on the annual objectives and goals, please refer to the Action Plan AP-20 Annual Goals and Objectives.
- As part of the Consolidated Plan's community needs assessment process, staff members and their partner municipalities, service providers and stakeholders have completed an extensive review of existing services, programs and projects and identified priority needs.
- The County of Lexington is committed to increasing the coordination among its vast network of public, private, and non-profit organizations that provide social services, housing, and infrastructure projects throughout our community.
- The County is an active member of the Midlands Area Consortium for the Homeless (MACH). MACH represents 14 Counties across the Midlands of South Carolina and advocates for issues an initiatives that help mitigate and end homelessness. The County is an active partner with the Midlands Housing Alliance and currently provides CDBG and ESG funding toward the support of the County's homeless population. Additionally, the County has consistently provided support to

abused women and children through the CDBG and ESG support of Sistercare Inc.'s Lexington County shelter. Through the assessment process, our grant staff is also working to increase its coordination and collaborations with area faith-based organizations that are participating in the continuum of care activities as well.

- The County hosted a series of three public meetings and two public hearings associated with the assembling of the Consolidated Plan. The public meetings produced vigorous discussion and debate from the public and stakeholders regarding community needs and included discussions on housing, public infrastructure, as well as public service programs for seniors and persons of low-and-moderate incomes and public service programs for the community's youth and persons with disabilities.
- Survey data also reveals large community buy-in and the need for the maintenance of older housing in the County through the support of the County's Minor Home and Comprehensive Housing Repair programs.

## The Process

### PR-05 Lead & Responsible Agencies 24 CFR 91.200(b)

**1. Describe agency/entity responsible for preparing the Consolidated Plan and those responsible for administration of each grant program and funding source**

The following are the agencies/entities responsible for preparing the Consolidated Plan and those responsible for administration of each grant program and funding source.

Agency Role	Name	Department/Agency
CDBG Administrator	LEXINGTON COUNTY	Community Development
HOME Administrator	LEXINGTON COUNTY	Community Development
ESG Administrator	LEXINGTON COUNTY	Community Development

**Table 2 – Responsible Agencies**

### Narrative

The County of Lexington’s Office of Community Development is the lead agency responsible for the compilation, and management of the Consolidated Plan process. As the lead agency, the County provides oversight in the development and implementation of the CDBG, HOME and ESG programs in the unincorporated and incorporated areas of the community. Throughout each phase of the development of the plan, the County worked closely with each locality to ensure that the strategies that were developed addressed the community’s affordable housing and non-housing community development needs.

As an Urban Entitlement County, the County administers Community Development Block Grant (CDBG) program funding, HOME Investment Partnerships Program as well as ESG program funding from the U.S. Department of Housing and Urban Development (HUD). The efforts to solicit public input and to determine the community’s needs included three public input meetings, public hearings, online and in-person surveys, as well as the consultation of a myriad of community stakeholders in order to include the engagement of the non-English, Spanish speaking communities of the County.

The process included advertisements in local newspapers, public notices, public meetings, surveys, stakeholder consultations, and e-mails, which are summarized below. Both the County’s complete Citizen Participation Plan and the copies of the public notices are included in Appendix A.

The County worked closely with several non-profit and for-profit organizations and public entities to assist in the implementation of the goals and strategies identified in the Plan(s). Some of our community partners included:



the Midlands Housing Authority, the Boys and Girls Club of the Midlands, the Greater Columbia Community Relations Council, United Way of The Midlands, the Urban League of Greater Columbia, the Irmo-Chapin Recreation Commission, the Babcock Center, Habitat for Humanity, the Cayce Housing Authority, the City of Columbia, Harvest Hope, and many other entities.

The goals and objectives and strategies outlined in the 2020-2024 Consolidated Plan were derived and expanded upon from the previous Consolidated Plan as well as from the recommendations and comments received during the citizen participation process. It is anticipated that the County's 2020-2024 Consolidated Plan will be adopted by the Lexington County Council in April of 2020.

The County does not operate a public housing authority, however, the Community Development staff supports the Columbia Housing, as well as the Cayce Housing Authority (CHA), which is now managed by Columbia Housing, in its efforts to increase affordable housing, rental housing, and citizens seeking Section 8 assistance. The County works closely with its municipalities and provides technical assistance to our sub-recipients, non-profit community development housing organizations, and developers to ensure both their and our compliance with federal funding requirements.

The County of Lexington will utilize CDBG-DR funds for long term planning related to disaster recovery from the historic 2015 flood. The project will include buyout programs for flood prone areas of Pinelgen, Chaledon, Whitehall and Coldstream. Also, Disaster Recovery funds will be used for the rehab of 17 properties within these flood prone areas. The County of Lexington's Public Works Department will assist the Grant's department in identifying infrastructure projects in need of repair/rebuild that were affected by the 2015 flood. This phase of CDBG-DR is still in the planning stage.

### **Consolidated Plan Public Contact Information**

Consolidated Plan Contact Information - 212 S. Lake Drive, Lexington, SC, 29072

Main Line: 803-785-8121, Fax: 803-785-8188

Robbie Derrick, Community Development Director; rderrick@lex-co.com

Cynthia "Cindi" Hennigan – Title VI, Grants, and Administrative Manager; chennigan@lex-co.com

Sandy Fox – Grant Administrator; sfox@lex-co.com

## **PR-10 Consultation – 91.100, 91.110, 91.200(b), 91.300(b), 91.215(I) and 91.315(I)**

### **1. Introduction**

The County of Lexington is engaged in ongoing efforts to increase coordination among its public, private, and non-profit organizations that deliver housing and social services in our community. The County's Office of Community Development, Grant Programs Division acts as a nucleus for community and economic development in the County. The Grant Programs Division maintains positive relationships with many of the County's local governments, non-profit, and social service agencies.

### **Provide a concise summary of the jurisdiction's activities to enhance coordination between public and assisted housing providers and private and governmental health, mental health and service agencies (91.215(I)).**

In addition to maintaining excellent relationships with the County's fourteen (14) municipalities, the Office of Community Development maintains close relationships with the City of Columbia, which administers the Housing Opportunities for Persons with AIDS (HOPWA) Program on behalf of the County and other Midlands communities.

The County also works closely with the Central Midlands Council of Governments, Lexington Medical Center, and several municipalities on health service issues. The County is a member of the Midlands Area Consortium for the Homeless (MACH), a consortium representing 14 Counties across the Midlands of South Carolina. MACH offers emergency services for people experiencing homelessness and is comprised of over 60 agencies. The services provided by the agencies are addiction recovery, child care, dental, health care, HIV/AIDS medical care, mental health services, and other support services. The County's Community Development staff regularly attends MACH meetings and serves on the MACH Board.

The County continues to provide CDBG and HOME dollars to Sistercare, Inc., a shelter for battered women and their children. Sistercare's HART program is designed to address the non-medical needs of patients who have injuries from intimate partner violence. The program provides patients with crisis intervention by offering counseling, emotional support, safety planning, danger assessment, and referrals to other resources in the community. HART is currently serving the following hospitals: Lexington Medical Center, Palmetto Health Baptist, Palmetto Health Richland, and Parkridge Hospital. Sistercare also provides counseling programs for children, individual women, and teens.

Furthermore, for several years the County has funded the Midlands Housing Alliances Transitions Facility (Transitions) to support the health service programs that directly benefit County's homeless population(s). Transitions partners and coordination activities include:

- LRADAC – Provide on-site clinical services to treat and prevent drug misuse and addiction.
- PRISMA Health – The largest not-for-profit health organization in SC.
- Medical Support Agencies – Eau Claire Health Cooperative, PALLS, South University Nursing Interns, DHEC, and SC HIV/AIDS Council

**Describe coordination with the Continuum of Care and efforts to address the needs of homeless persons (particularly chronically homeless individuals and families, families with children, veterans, and unaccompanied youth) and persons at risk of homelessness**

The County is an active supporter of the United Way of the Midlands, which is the lead agency for Midlands Area Consortium for the Homeless (MACH) and serves as the Continuum of Care. Community Development staff from the County regularly attend MACH meetings and serve on the Board. MACH is a task force of the local homeless shelters and other special needs providers. They provide a forum for networking and sharing of information among various organizations and agencies that address the unmet needs of the County’s homeless and special needs population. In addition, the County’s Grant Program Division staff members meet quarterly with regional government representatives to address housing, homelessness, and other community development needs. In addition to MACH, other regional representatives include the City of Columbia, Richland County, and the Columbia Housing Authority.

MACH has nearly 65 Community Impact Partners that all work together to improve the communities of the Midlands. The County coordinates with MACH to provide resources and funding to multiple Community Impact Partners.

The County provides ESG resources to Transitions, where it is estimated that the facility provides housing transitional services and counseling to some 500 County residents annually. The County provides ESG funds for the acquisition and rehabilitation and rental of affordable housing (in an effort to increase affordable rental housing units to help aid in the prevention of homelessness). The County is a supporter of Lexington Interfaith Community Services, an agency supported by Lexington's faith-based community and an organization that provides food stability programs, rental and utility assistance to the County’s low- and moderate-income residents. Additionally, the County uses its resources to consistently provide infrastructure and public service(s) to support Sistercare, Inc., a transitional shelter for battered women and their children as a strategy for combating homelessness in our community. Finally, the County is home to Christ Central Ministries, a faith-based organization which is currently operating three shelters in Lexington, to include a shelter for women and children, veterans, families, adult males, and teenage males. Over the next several years Christ Central Ministries intends to construct cottages to further expand its services as a long term strategy aimed at mitigating homelessness in the County.

**Describe consultation with the Continuum(s) of Care that serves the jurisdiction's area in determining how to allocate ESG funds, develop performance standards and evaluate outcomes, and develop funding, policies and procedures for the administration of HMIS**

The County coordinates with the United Way of the Midlands, which serves as the lead agency for MACH, and is the HUD designated Continuum of Care (CoC) to allocate ESG funds. The United Way of the Midlands administer the CoC's Homeless Management Information System (HMIS). The HMIS supplies a data cohort that informs understanding of the health care consumption and challenges among people experiencing homelessness. MACH requires applicants from current and new partners to be submitted every year in order to be ranked in importance of receiving funds. The Ranking Committee reviews all of the new applications, renewals and HMIS data.

**2. Describe Agencies, groups, organizations and others who participated in the process and describe the jurisdictions consultations with housing, social service agencies and other entities**

**Table 3 – Agencies, groups, organizations who participated**

1	<b>Agency/Group/Organization</b>	TOWN OF LEXINGTON
	<b>Agency/Group/Organization Type</b>	Other government - Local
	<b>What section of the Plan was addressed by Consultation?</b>	Housing Need Assessment Lead-based Paint Strategy Public Housing Needs Homelessness Strategy Homeless Needs - Chronically homeless Homeless Needs - Families with children Homelessness Needs - Veterans Homelessness Needs - Unaccompanied youth Non-Homeless Special Needs Market Analysis Anti-poverty Strategy
	<b>How was the Agency/Group/Organization consulted and what are the anticipated outcomes of the consultation or areas for improved coordination?</b>	The County consulted with the Town of Lexington to assess the Town's overall housing, economic development, and other strategies aimed at improving the lives of the community's low-and-moderate income populations. The County has included this consultation in developing its five-year goals and outcomes.
2	<b>Agency/Group/Organization</b>	City of West Columbia
	<b>Agency/Group/Organization Type</b>	Other government - Local
	<b>What section of the Plan was addressed by Consultation?</b>	Housing Need Assessment Lead-based Paint Strategy Public Housing Needs Homelessness Strategy Homeless Needs - Chronically homeless Homeless Needs - Families with children Homelessness Needs - Veterans Homelessness Needs - Unaccompanied youth Economic Development Market Analysis Anti-poverty Strategy

	<b>How was the Agency/Group/Organization consulted and what are the anticipated outcomes of the consultation or areas for improved coordination?</b>	The City of West Columbia has a substantial low-and-moderate income population and is one of the more urbanized areas of the County. Lexington officials consulted with the City of West Columbia to assess the Town's overall housing, economic development, and other strategies aimed at improving the lives of the community's low-and-moderate income population.
3	<b>Agency/Group/Organization</b>	CITY OF CAYCE
	<b>Agency/Group/Organization Type</b>	Other government - Local
	<b>What section of the Plan was addressed by Consultation?</b>	Housing Need Assessment Lead-based Paint Strategy Public Housing Needs Homelessness Strategy Homeless Needs - Chronically homeless Homeless Needs - Families with children Homelessness Needs - Veterans Homelessness Needs - Unaccompanied youth Non-Homeless Special Needs Economic Development Market Analysis Anti-poverty Strategy
	<b>How was the Agency/Group/Organization consulted and what are the anticipated outcomes of the consultation or areas for improved coordination?</b>	The City of Cayce is a local government and was consulted with regards to the County of Lexington's Housing Needs Assessment, Lead-Based Paint Strategy, Public Housing Needs, Homeless Strategy, Economic Development, Market Analysis, Anti-Poverty Strategy, Infrastructure, and Community Facilities. The outcome is that the Office of Community Development would have a comprehensive plan which addresses the needs identified in our community.
4	<b>Agency/Group/Organization</b>	City of Columbia
	<b>Agency/Group/Organization Type</b>	Other government - Local

	<b>What section of the Plan was addressed by Consultation?</b>	Housing Need Assessment Lead-based Paint Strategy Public Housing Needs Homelessness Strategy Homeless Needs - Chronically homeless Homeless Needs - Families with children Homelessness Needs - Veterans Homelessness Needs - Unaccompanied youth Non-Homeless Special Needs HOPWA Strategy Economic Development Market Analysis Anti-poverty Strategy
	<b>How was the Agency/Group/Organization consulted and what are the anticipated outcomes of the consultation or areas for improved coordination?</b>	Lexington does not receive Housing Opportunities for Persons with AIDS (HOPWA) funding. However, the City of Columbia Community Development Department administers all HOPWA funds for the City of Columbia and Columbia Metropolitan Statistical Area (MSA) which include Calhoun, Fairfield, Kershaw, Lexington, Richland and Saluda Counties. These programs provide housing assistance for income-eligible persons.
5	<b>Agency/Group/Organization</b>	Columbia Housing Authority
	<b>Agency/Group/Organization Type</b>	Housing Authority
	<b>What section of the Plan was addressed by Consultation?</b>	Public Housing Needs Anti-poverty Strategy
	<b>How was the Agency/Group/Organization consulted and what are the anticipated outcomes of the consultation or areas for improved coordination?</b>	The Cayce Housing Authority is the only public housing authority in the County and traditionally assists nearly 100 residents in five different housing communities. The outcome of this consultation area could potentially include improved coordination, increased cooperation, and the opportunity to share resources.
6	<b>Agency/Group/Organization</b>	Irmo Chapin Recreation Commission
	<b>Agency/Group/Organization Type</b>	Services-Persons with Disabilities Services-Health Health Agency Recreation

	<b>What section of the Plan was addressed by Consultation?</b>	Non-Homeless Special Needs
	<b>How was the Agency/Group/Organization consulted and what are the anticipated outcomes of the consultation or areas for improved coordination?</b>	The Irmo Chapin Recreation Commission was consulted as a way to assist the County of Lexington in assessing the needs of children, adults, the elderly, and persons with disabilities in the community. The Irmo Chapin Recreation Commission is offering groundbreaking programs for adults, seniors, and youth with disabilities.
7	<b>Agency/Group/Organization</b>	LEXINGTON COUNTY JOINT MUNICIPAL WATER AND SEWER COMMISSION
	<b>Agency/Group/Organization Type</b>	Regional organization Public Utility
	<b>What section of the Plan was addressed by Consultation?</b>	Economic Development Public Infrastructure Needs
	<b>How was the Agency/Group/Organization consulted and what are the anticipated outcomes of the consultation or areas for improved coordination?</b>	As part of the five year consolidated planning process, the County met with officials from the County of Lexington's Joint Municipal Water and Sewer Commission in an effort to determine our low and moderate-income areas that are currently in need of improved water and sewer services. The outcome is that there will be a collaborative effort in ensuring access to the County's low and moderate-income residents, when feasible.
8	<b>Agency/Group/Organization</b>	SISTERCARE
	<b>Agency/Group/Organization Type</b>	Services-Victims of Domestic Violence
	<b>What section of the Plan was addressed by Consultation?</b>	Housing Need Assessment Economic Development Anti-poverty Strategy
	<b>How was the Agency/Group/Organization consulted and what are the anticipated outcomes of the consultation or areas for improved coordination?</b>	Lexington consulted with Sistercare, Inc., the community's premier agency which provides services to battered spouses and children to include long-term sheltering, counseling, and job training. The anticipated outcome of this consultation includes the need for further assistance to Spanish speaking populations, a community that ranked domestic violence as among the highest public service priorities in the community.



9	<b>Agency/Group/Organization</b>	SANTEE-LYNCHES AFFORDABLE HOUSING & CDC
	<b>Agency/Group/Organization Type</b>	Services-Children Services-Elderly Persons Services-Persons with Disabilities Services-Education Health Agency
	<b>What section of the Plan was addressed by Consultation?</b>	Housing Need Assessment
	<b>How was the Agency/Group/Organization consulted and what are the anticipated outcomes of the consultation or areas for improved coordination?</b>	Santee-Lynches Affordable Housing and CDC is an independent, community based, nonprofit that enhances communities by creating quality, safe, decent and affordable housing and other forms of economic opportunities that benefit the low to moderate-income individuals living in Lexington County.
10	<b>Agency/Group/Organization</b>	Lexington Interfaith Community Services
	<b>Agency/Group/Organization Type</b>	Agency providing housing, food, utility assistance to low-and-moderate income
	<b>What section of the Plan was addressed by Consultation?</b>	Housing Need Assessment Economic Development Market Analysis Anti-poverty Strategy
	<b>How was the Agency/Group/Organization consulted and what are the anticipated outcomes of the consultation or areas for improved coordination?</b>	Lexington Interfaith Community Services now known as Mission Lexington is a local interfaith supported social services agency serving families and individuals struggling to meet their basic food, clothing, and housing needs. LICS was consulted to assist the County in devising its anti-poverty strategy. As a result of the consultation, the County has included mental health needs, housing, and job training as critical needs areas as it relates to addressing poverty in a substantial manner.
11	<b>Agency/Group/Organization</b>	Central South Carolina Chapter of the American Red Cross
	<b>Agency/Group/Organization Type</b>	Services - Housing Services - Victims NGO

	<b>What section of the Plan was addressed by Consultation?</b>	Emergency Needs of LMI
	<b>How was the Agency/Group/Organization consulted and what are the anticipated outcomes of the consultation or areas for improved coordination?</b>	The American Red Cross (Central South Carolina Chapter) is an NGO which provides disaster/emergency relief services to families and their children, many of whom have no insurance and are low and moderate-income. The outcome is that Community Development staff must be aware of emergency needs as well and work with the American Red Cross to assist fire victims with identifying community resources.
12	<b>Agency/Group/Organization</b>	Babcock Center
	<b>Agency/Group/Organization Type</b>	Services-Children Services-Elderly Persons Services-Persons with Disabilities Services-Education Services-Employment Health Agency
	<b>What section of the Plan was addressed by Consultation?</b>	Non-Homeless Special Needs Anti-poverty Strategy
	<b>How was the Agency/Group/Organization consulted and what are the anticipated outcomes of the consultation or areas for improved coordination?</b>	The Babcock Center is a private, non-profit organization that provides housing, vocational training, and work opportunities for over 800 persons with disabilities annually in the Midlands (to include Lexington). The outcome of the consultation is that our staff has a better understanding of how to coordinate services for persons with disabilities and that this population is considered when addressing Lexington's public service, housing needs, anti-poverty, homeless strategy, and economic development (job training) needs.
13	<b>Agency/Group/Organization</b>	Goodwill Industries of Upstate/Midlands
	<b>Agency/Group/Organization Type</b>	Services-Employment Business Leaders Civic Leaders
	<b>What section of the Plan was addressed by Consultation?</b>	Economic Development Market Analysis Anti-poverty Strategy

	<b>How was the Agency/Group/Organization consulted and what are the anticipated outcomes of the consultation or areas for improved coordination?</b>	Goodwill is a private non-profit organization committed to helping people gain independence through education and training that will lead to employment. Goodwill serves low-and-moderate individuals having language barriers, as well as physical and or mental disabilities. The County of Lexington's consultation with Goodwill has provided an opportunity for Community Development staff to have a greater understanding of the needs of this population and will result in greater coordination of resources.
14	<b>Agency/Group/Organization</b>	UNITED WAY OF THE MIDLANDS
	<b>Agency/Group/Organization Type</b>	Services - Housing Services-Health Services-Education Service-Fair Housing Non-Profit Serving LMI
	<b>What section of the Plan was addressed by Consultation?</b>	Homelessness Strategy Market Analysis Anti-poverty Strategy
	<b>How was the Agency/Group/Organization consulted and what are the anticipated outcomes of the consultation or areas for improved coordination?</b>	The County of Lexington consulted with United Way of the Midlands regarding the area's Continuum of Care strategies (CoC) and anti-poverty strategies. This included the chronically homeless, families with children, veterans, and unaccompanied youth. The County's consultation with the United way is included in the Consolidated Plan.
15	<b>Agency/Group/Organization</b>	Lexington County Public Library
	<b>Agency/Group/Organization Type</b>	Services-Education Other government - Local Computer Training/Job Readiness
	<b>What section of the Plan was addressed by Consultation?</b>	Anti-poverty Strategy

	<b>How was the Agency/Group/Organization consulted and what are the anticipated outcomes of the consultation or areas for improved coordination?</b>	The Lexington County library system offers basic and advanced computer training workshops to seniors and the County's vulnerable low and moderate-income populations. The Lexington County Public Library system offered more than 30,000 free hours of internet access to our residents and is essentially working to close the digital divide which exists within the County's low-and-moderate income populations. Access to broadband and work-ready programs are important issues.
16	<b>Agency/Group/Organization</b>	CENTRAL MIDLANDS WORKFORCE DEVELOPMENT BOARD
	<b>Agency/Group/Organization Type</b>	Other government - State
	<b>What section of the Plan was addressed by Consultation?</b>	Non-Homeless Special Needs Economic Development Anti-poverty Strategy
	<b>How was the Agency/Group/Organization consulted and what are the anticipated outcomes of the consultation or areas for improved coordination?</b>	The County of Lexington consulted with the Central Midlands Workforce Development Board regarding economic development, market analysis, anti-poverty strategy, and job training. The outcome is better coordination and use of resources to improve job training and development for the low and moderate-income person in the County.
17	<b>Agency/Group/Organization</b>	Lexington County School District One
	<b>Agency/Group/Organization Type</b>	Services-Education Other government - Local
	<b>What section of the Plan was addressed by Consultation?</b>	Education, ESG
	<b>How was the Agency/Group/Organization consulted and what are the anticipated outcomes of the consultation or areas for improved coordination?</b>	The Office of Community Development consulted with Richland School District One in an effort to gain insight as to the educational needs of students with disabilities, homeless youth, and low-and-moderate income youth in general. The outcome is that county staff gained insight into the services that the school district provides youths and adults through GED, ESL, and other community education programs.

**Identify any Agency Types not consulted and provide rationale for not consulting**

n/a

**Other local/regional/state/federal planning efforts considered when preparing the Plan**

Name of Plan	Lead Organization	How do the goals of your Strategic Plan overlap with the goals of each plan?
Continuum of Care	Midlands Area Consortium for the Homeless	The goals of both plans include strategies to address homelessness. The strategies include the continued support to transitional facilities, mental health services, job training programs, and support for agencies providing counseling and other life sustaining services to battered spouses and their children.

**Table 4 – Other local / regional / federal planning efforts**

**Describe cooperation and coordination with other public entities, including the State and any adjacent units of general local government, in the implementation of the Consolidated Plan (91.215(l))**

The County of Lexington coordinates extensively with public entities and other bodies of government in order to effectively administer our CDBG, HOME and ESG programs, and in the development and implementation of the Five Year Consolidated Plan. Some of the public entities the County coordinates with are as follows: The County of Lexington Planning & Zoning Departments, the County Finance Department, the University of South Carolina and Clemson University, the Central Midlands Council of Governments, the Housing Authority of Columbia, the Cayce Housing Authority, the Lexington County Sheriff’s Department as well as the County’s fourteen (14) municipalities fourteen to include the communities of Batesburg-Leesville, Chapin, Gaston, Gilbert, Irmo, Lexington, Pelion, Pine Ridge, South Congaree, Springdale, Summit, Swansea, as well as the cities of Cayce and West Columbia. The County also sought additional consultation from Mission Lexington (formerly Lexington Interfaith Community Services) which meets more than 35,000 needs each year, ranging from referrals, financial assistance, providing food, lodging, and clothing.

**Narrative (optional):**

n/a

## **PR-15 Citizen Participation – 91.105, 91.115, 91.200(c) and 91.300(c)**

### **1. Summary of citizen participation process/Efforts made to broaden citizen participation Summarize citizen participation process and how it impacted goal-setting**

#### **CITIZEN PARTICIPATION PLAN**

##### **I. PURPOSE**

Citizen participation includes actively encouraging citizens, particularly the low and moderate-income population, to participate in the planning process for the five-year Consolidated Plan, the Annual Action Plans, the submission of substantial amendments and the development of the Consolidated Annual Performance Evaluation Report (CAPER).

##### **II. PUBLIC MEETINGS AND HEARINGS**

All notices of public meetings will be published in local newspapers (i.e. *The Lexington Chronicle*, or equivalent) at least fourteen (14) days prior to the public meeting. Notices will also be posted electronically on the County of Lexington website at <http://www.lex-co.sc.gov/Pages/default.aspx>. All public meetings will be held at times and in locations convenient to residents, particularly those who are potential or actual beneficiaries. Meetings will be held at a variety of times to provide maximum flexibility for an array of citizen schedules. Attention will be given to ensure meeting times increase the probability of maximum citizen participation. Meetings will not be scheduled on Sundays.

##### **III. NEEDS ASSESSMENT PUBLIC MEETING**

Before the development of the Consolidated Plan and the Annual Action Plan, the community development needs will be assessed in detail, particularly those of low and moderate-income residents. The assessment process will be conducted through a Community Development Needs Assessment Public Meeting. Lexington County will hold no less than two (2) Needs Assessment Public Meetings as part of the planning process for the five-year Consolidated Plan and the Annual Action Plan. The Needs Assessment Public Meeting will address the amount of available funding for CDBG, ESG, HOME and any other related federal or state funding. The hearing will also address the range of activities that may be undertaken with such funds, particularly regarding identified community needs.

#### **IV. PUBLIC COMMENT PERIOD**

A public comment period is required prior to submitting the Five Year Consolidated Plan, Annual Action Plan, the CAPER and any substantial change to the Consolidated Plan or the Annual Action Plan. The public will have 30 days after publication to provide written comments to the County of Lexington Office of Community Development regarding the Five Year Consolidated Plan. The public will have 15 days after publication to provide written comments regarding the Annual Action Plan, the CAPER, and any substantial change to the Consolidated Plan or Action. The publication in local newspapers shall include the purpose of the Action/Consolidated Plan, and shall include a list of locations where copies of the plan in its entirety may be reviewed. Additionally, drafts and final copies of the Five Year Consolidated Plan, Annual Action Plan, and CAPER shall be made available online and at the main branch of the Lexington County Public Library. The County will respond to all written correspondence received.

## Citizen Participation Outreach



Sort Order	Mode of Outreach	Target of Outreach	Summary of response/ attendance	Summary of comments received	Summary of comments not accepted and reasons	URL (If applicable)
------------	------------------	--------------------	---------------------------------	------------------------------	--	---------------------

1	Internet Outreach	<p>Minorities</p> <p>Non-English Speaking - Specify other language: Spanish Speakers</p> <p>Non-targeted/ broad community</p>	<p>There was a good response for the online needs survey, which was hosted on the County website, advertised, and made available to the community from March 10, 2020 April 2, 2020. More than 436 English speaking citizens went online to take the survey and provided input on the housing, economic development, public infrastructure,</p>	<p>This survey was ordinal and asked participants to rank issues from high to low of housing, infrastructure, neighborhood services, economic development, broadband priorities, economic resilience priorities, and any additional thoughts citizens had. The highest ranked priorities were helping people with special needs and providing housing for them, providing decent affordable housing; building/improving streets,</p>	<p>No comments were not accepted, all comment were accepted, though due to a lack of resources were not always able to be funded.</p>	<p><a href="https://www.surveymonkey.com/r/M5LZGS9">https://www.surveymonkey.com/r/M5LZGS9</a></p>
---	-------------------	---	---	--	---	--

Sort Order	Mode of Outreach	Target of Outreach	Summary of response/ attendance	Summary of comments received	Summary of comments not accepted and reasons	URL (If applicable)
			and public service needs of the County. There were 0 responses from Spanish speaking citizens.	sidewalks and drainage; building or improving water and sewer lines; eliminating environmental hazards; financing projects that increase jobs; providing financing for job training programs; providing decent and affordable broadband; increase the access of broadband to rural areas; and workforce resiliency.		

2	Hard copies of surveys left at 212 Lake Drive, 4th Floor, Lexington, SC	Minorities  Persons with disabilities  Non-targeted/broad community	In an effort to insure the greatest level of participation, the County held a series of three public meetings designed to discuss the planning process and to solicit input on community needs. Notification for these meetings were published in several local community newspapers, and advertised in public libraries, through	n/a - no public attendance	n/a	
---	---	---	---	----------------------------	-----	--

Sort Order	Mode of Outreach	Target of Outreach	Summary of response/ attendance	Summary of comments received	Summary of comments not accepted and reasons	URL (If applicable)
			<p>subrecipients, and the County website. Notifications were also sent to local agencies, non-profit organizations, and sub-recipients. Meetings were held at times and locations convenient for County citizens.</p>			

3	Hard copies of surveys left at 212 Lake Drive, 4th Floor, Lexington, SC	<p>Minorities</p> <p>Non-English Speaking - Specify other language: Spanish</p> <p>Persons with disabilities</p> <p>Non-targeted/broad community</p>	<p>In an effort to insure the greatest level of participation, the County held a series of three public meetings designed to discuss the planning process and to solicit input on community needs. Notification for these meetings were published in several local community newspapers, and advertised in public libraries, through</p>	<p>During the public input meeting held at the Lexington County Library on March 12, 2020 County staff surveyed approximately 5 members of the community and documented the following priorities: Street Improvements Drainage Improvements Health Services Senior Activities Park and Recreation Facilities Youth Centers Libraries Fire Stations &amp; Equipment Community Centers Neglected/Abused Children Center/Services Homeless Shelter and/or</p>	<p>No comments were not accepted, all comment were accepted, though due to a lack of resources were not always able to be funded.</p>	
---	---	--	--	--	---	--

Sort Order	Mode of Outreach	Target of Outreach	Summary of response/ attendance	Summary of comments received	Summary of comments not accepted and reasons	URL (If applicable)
			<p>subrecipients, and the County website. Notifications were also sent to local agencies, non-profit organizations, and sub-recipients. Meetings were held at times and locations convenient for County citizens.</p>	<p>servicesSubstance Abuse ServicesDomestic Violence Services</p>		

4	Hard copies of surveys left at 212 Lake Drive, 4th Floor, Lexington, SC	<p>Minorities</p> <p>Non-English Speaking - Specify other language: Spanish</p> <p>Persons with disabilities</p> <p>Non-targeted/broad community</p>	<p>In an effort to insure the greatest level of participation, the County held a series of three public meetings designed to discuss the planning process and to solicit input on community needs. Notification for these meetings were published in several local community newspapers, and advertised in public libraries, through</p>	n/a - Canceled due to COVID-19	n/a	<a href="http://www.lex-co.sc.gov/departments/DeptAH/communitydevelopment">http://www.lex-co.sc.gov/departments/DeptAH/communitydevelopment</a>
---	---	--	--	--------------------------------	-----	---



Sort Order	Mode of Outreach	Target of Outreach	Summary of response/ attendance	Summary of comments received	Summary of comments not accepted and reasons	URL (If applicable)
			<p>subrecipients, and the County website. Notifications were also sent to local agencies, non-profit organizations, and sub-recipients. Meetings were held at times and locations convenient for County citizens.</p>			

5	Hard copies of surveys left at 212 Lake Drive, 4th Floor, Lexington, SC	Minorities Persons with disabilities Non-targeted/broad community	In an effort to insure the greatest level of participation and because the last input meeting was canceled due to COVID-19, the County left hard copies of the surveys at various places for citizens to fill out and put in a drop box. The goal of these were to get the input from citizens who do not have access to the internet, could not make the input meetings, and	10 surveys were filled out and put into the County provided drop box. The highest ranked priorities are as follows: Residential HousingHome Repair ProgramsFirst Time Homebuyer AssistanceInfrastructureStreet ImprovementsSidewalk ImprovementsWater/Sewer TreatmentNeighborhood ServicesTrash and Debris RemovalCommunity ServicesAnti-Crime ProgramsYouth ActivitiesHealth Services Mental ServicesSenior ActivitiesCommun	No comments were not accepted, all comment were accepted, though due to a lack of resources were not always able to be funded.	
---	---	---	---	--	--	--

Sort Order	Mode of Outreach	Target of Outreach	Summary of response/ attendance	Summary of comments received	Summary of comments not accepted and reasons	URL (If applicable)
			to get the input of citizens who did not know about the input meetings and online surveys.	ity FacilitiesFire Stations & Equipment		

6	Hard copies of surveys left at 212 Lake Drive, 4th Floor, Lexington, SC	Minorities Persons with disabilities Non-targeted/broad community	In an effort to insure the greatest level of participation and because the last input meeting was canceled due to COVID-19, the County left hard copies of the surveys at various places for citizens to fill out and put in a drop box. The goal of these were to get the input from citizens who do not have access to the internet, could not make the input meetings, and	12 surveys were filled out and put into the County provided drop box. The highest ranked priorities are as follows: Residential Housing Fair Housing Services Lead-Based Paint Resting/Removal Infrastructure Street Improvements Drainage Improvements Sidewalk Improvements Street Lighting Water/Sewer Treatment Neighborhood Services Trash & Debris Removal Cleanup of Abandoned Lots and	No comments were not accepted, all comment were accepted, though due to a lack of resources were not always able to be funded.	<a href="http://www.lex-co.sc.gov/departments/DeptAH/communitydevelopment/Documents/Grants%20Division%20Updates/CDBG%20AD.pdf">http://www.lex-co.sc.gov/departments/DeptAH/communitydevelopment/Documents/Grants%20Division%20Updates/CDBG%20AD.pdf</a>
---	---	---	---	---	--	---

Sort Order	Mode of Outreach	Target of Outreach	Summary of response/ attendance	Summary of comments received	Summary of comments not accepted and reasons	URL (If applicable)
			to get the input of citizens who did not know about the input meetings and online surveys.	BuildingsCommunity Anti-Crime ProgramsYouth ActivitiesHealth ServicesMental Health ServicesCommunity Facilities Park & Recreation FacilitiesHealth Care FacilitiesLibrariesFire Stations & EquipmentSenior CentersSpecial NeedsNeglected/ Abused Children Center/ ServicesHomeless Shelters and/or ServicesDomestic Violence Services		

**Table 5 – Citizen Participation Outreach**

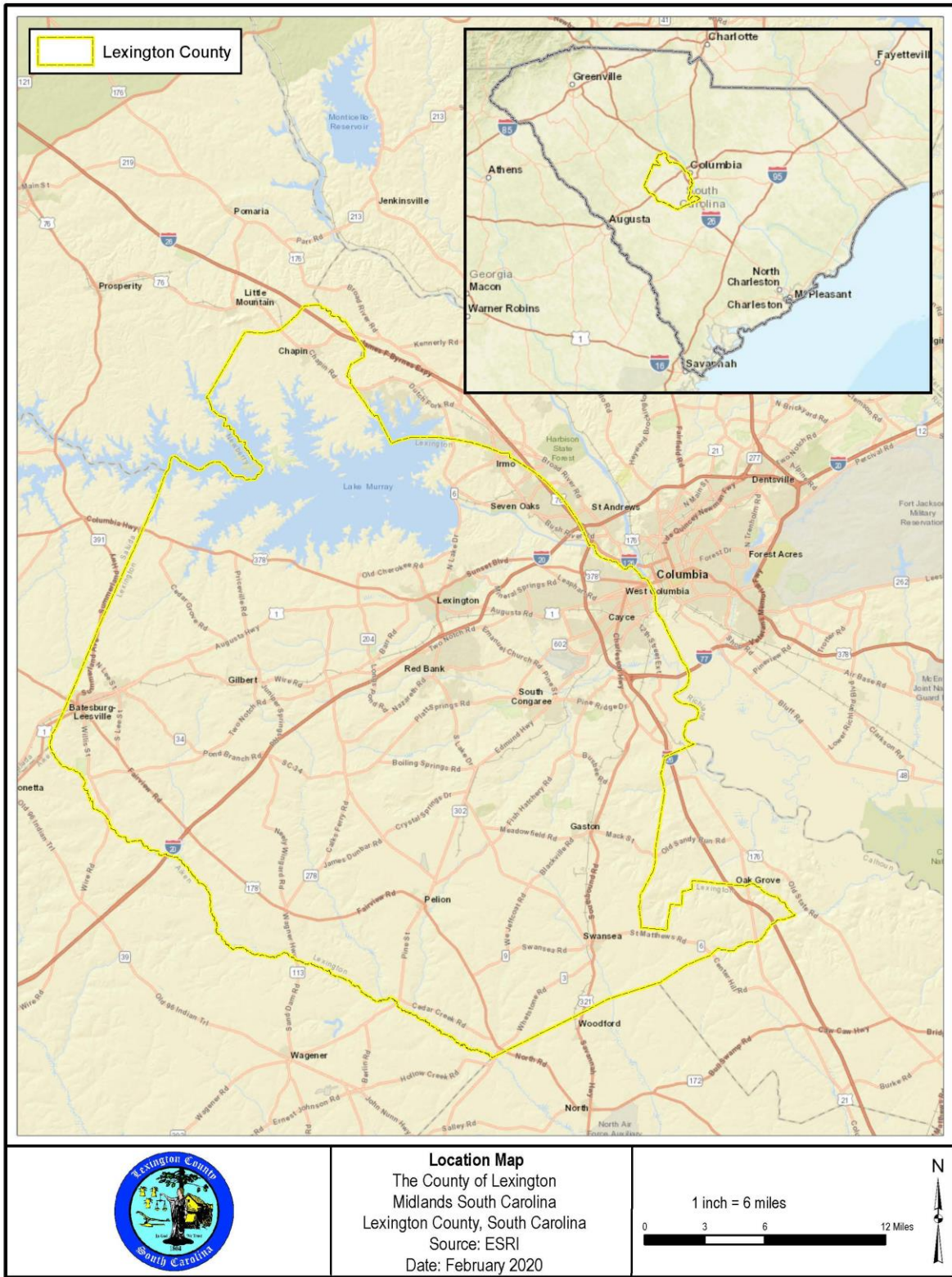
# Needs Assessment

## NA-05 Overview

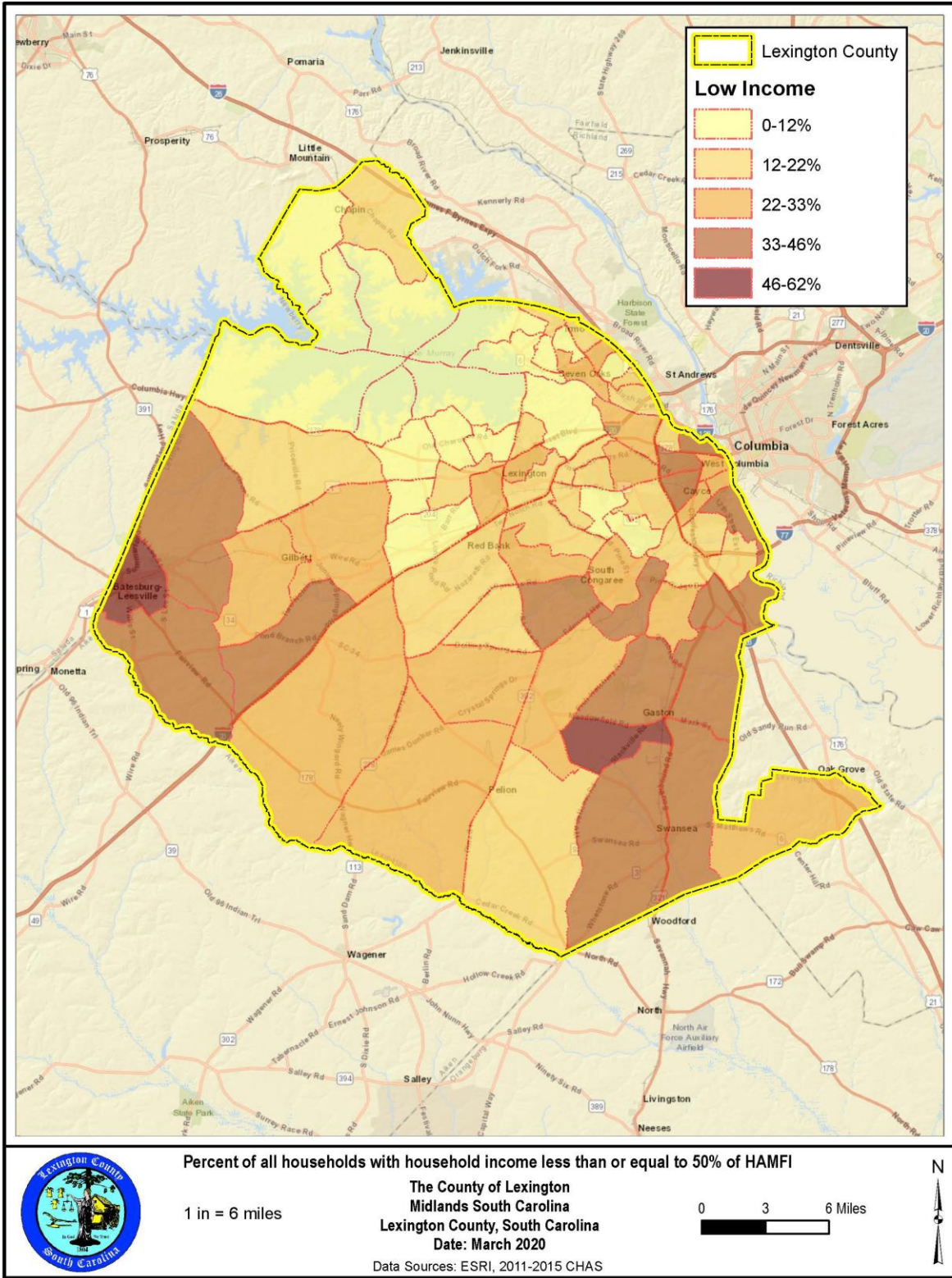
### Needs Assessment Overview

Over the past two decades the County of Lexington has experienced steady growth. According to the U.S. Census American Community Survey (ACS), between 2009 and 2015 the County experienced an 8% population increase. Additionally, between the same period of time the total number of households increased 14% from 95,936 in 2009 to 109,415 by 2015 (2005-2009 ACS (Base Year), 2011-2015 ACS (Most Recent Year)).

The County has a long history of progressive growth combined with small-town charm and urban amenities. It is this diverse and superior quality of life that defines the County. The County boasts amongst the finest schools in the Palmetto State, excellent healthcare, recreational activities, warm weather, and diverse housing opportunities.

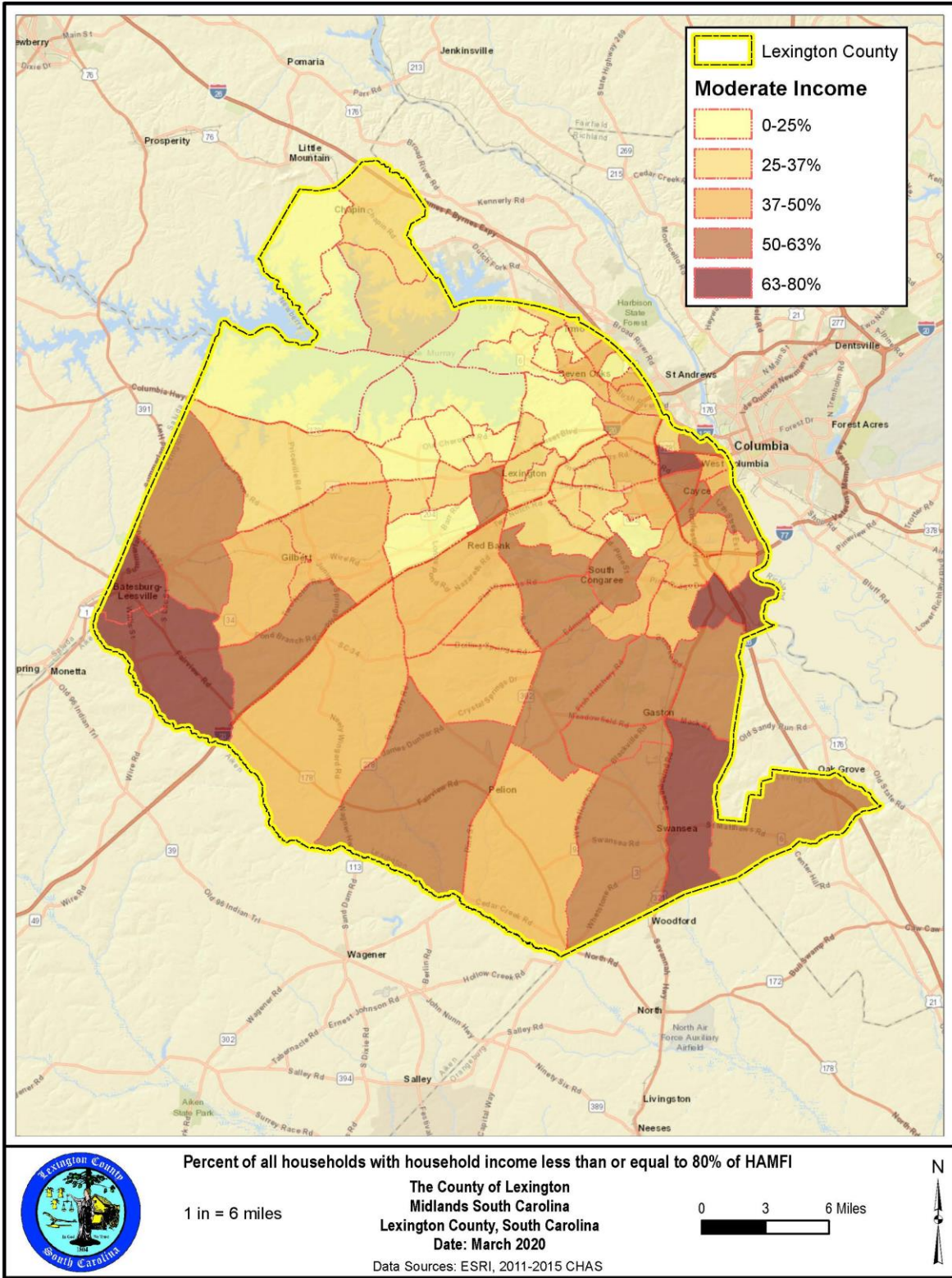


**Lexington County Location Map**



**Low-Income Households in Lexington County**





**Moderate-Income Households in Lexington County**

## NA-10 Housing Needs Assessment - 24 CFR 91.205 (a,b,c)

### Summary of Housing Needs

There is a significant correlation between the higher income areas of the County and those areas experiencing population growth. Not surprisingly, the households in close proximity to Lake Murray, and in and around the communities of Chapin represent a disproportionate number of the households above the County's median household income. The above maps also indicate that a significant number of the community's low-income households are dispersed throughout the County to include Census tracts and block groups in West Columbia, Cayce, Swansea, Gaston, Pelion, Summit, Gilbert, and Batesburg-Leesville, and the Town of Lexington.

With the population climbing from 262,391 in 2009 and 282,085 in 2015, the County experienced a population growth of approximately 8% (2005-2009 ACS, 2011-2015 ACS). Over the same time period, the median household income increased 4%, from \$51,983 to \$53,857. The median income jumped to \$60,154, which is about 20% higher than the amount in South Carolina (\$52,306). However, there was a poverty rate of 13% of that population, 19% were children (under 18) and 9% seniors (65 and over).

Demographics	Base Year: 2009	Most Recent Year: 2015	% Change
Population	262,391	282,085	8%
Households	95,936	109,415	14%
Median Income	\$51,983.00	\$53,857.00	4%

**Table 6 - Housing Needs Assessment Demographics**

Data Source: 2005-2009 ACS (Base Year), 2011-2015 ACS (Most Recent Year)

### Number of Households Table

	0-30% HAMFI	>30-50% HAMFI	>50-80% HAMFI	>80-100% HAMFI	>100% HAMFI
Total Households	13,095	12,070	19,130	11,690	53,455
Small Family Households	4,798	4,385	6,775	4,574	29,725
Large Family Households	766	1,043	1,716	711	4,006
Household contains at least one person 62-74 years of age	2,286	2,589	4,159	2,439	11,745
Household contains at least one person age 75 or older	1,491	2,177	2,196	1,292	3,174
Households with one or more children 6 years old or younger	2,669	2,340	3,469	1,661	6,380

**Table 7 - Total Households Table**

**Data** 2011-2015 CHAS  
**Source:**

## Housing Needs Summary Tables

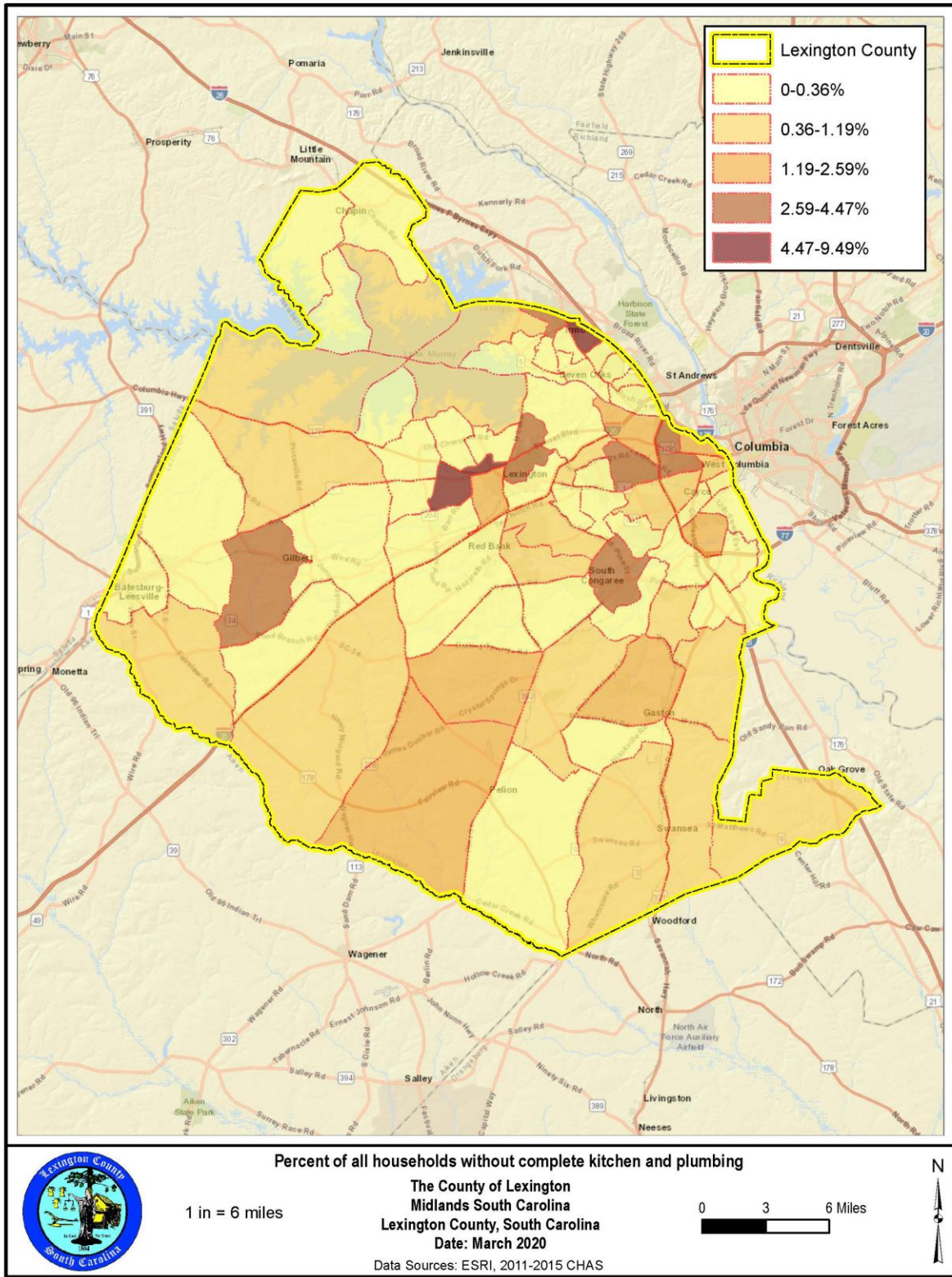
### 1. Housing Problems (Households with one of the listed needs)

	Renter					Owner				
	0-30% AMI	>30- 50% AMI	>50- 80% AMI	>80- 100% AMI	Total	0-30% AMI	>30- 50% AMI	>50- 80% AMI	>80- 100% AMI	Total
<b>NUMBER OF HOUSEHOLDS</b>										
Substandard Housing - Lacking complete plumbing or kitchen facilities	179	218	225	95	717	86	134	49	10	279
Severely Overcrowded - With >1.51 people per room (and complete kitchen and plumbing)	210	50	15	0	275	40	25	15	68	148
Overcrowded - With 1.01-1.5 people per room (and none of the above problems)	180	126	256	25	587	75	149	89	55	368
Housing cost burden greater than 50% of income (and none of the above problems)	4,016	1,338	344	24	5,722	2,806	1,630	773	94	5,303

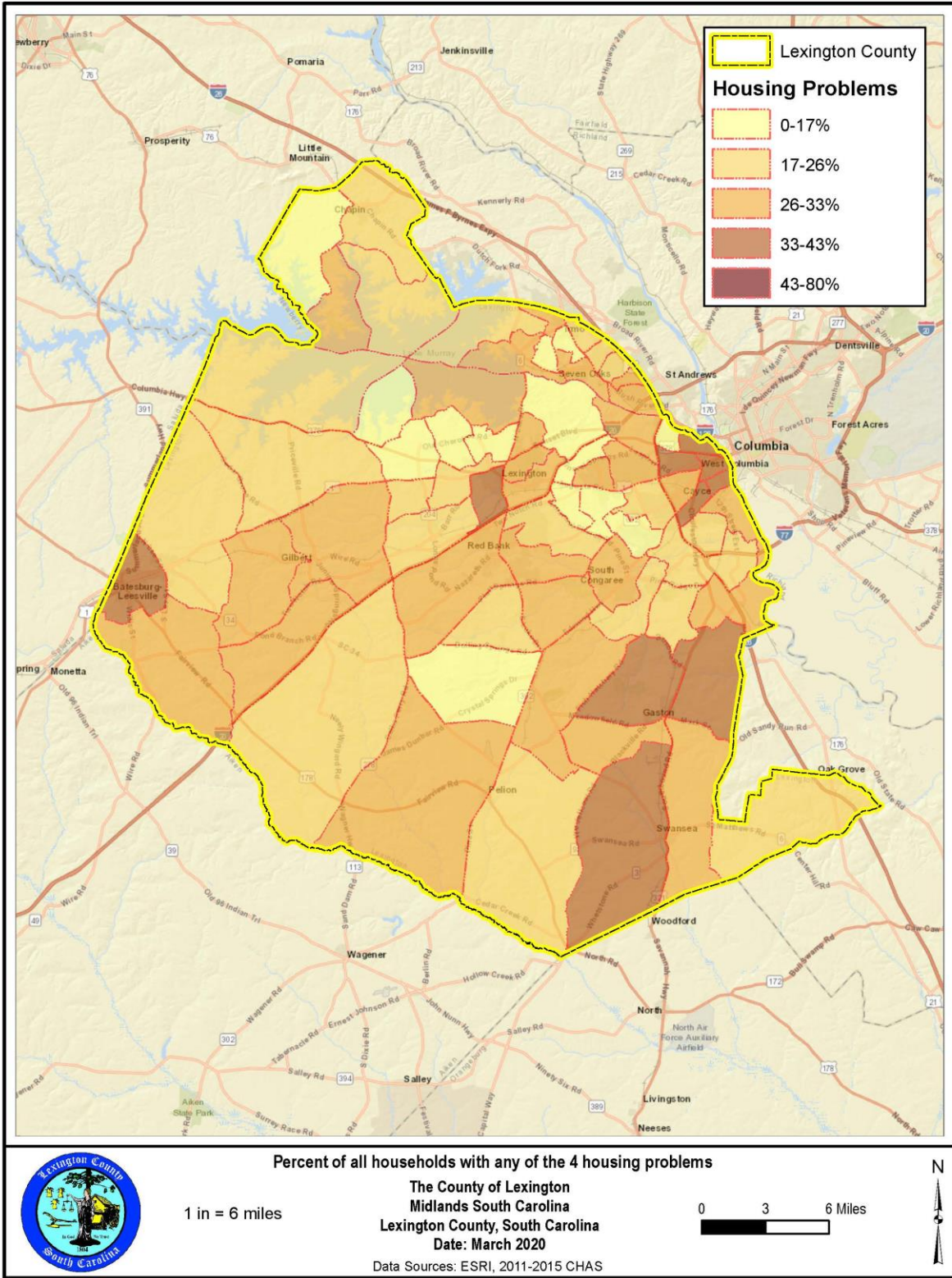
	Renter					Owner				
	0-30% AMI	>30-50% AMI	>50-80% AMI	>80-100% AMI	Total	0-30% AMI	>30-50% AMI	>50-80% AMI	>80-100% AMI	Total
Housing cost burden greater than 30% of income (and none of the above problems)	541	2,243	2,229	324	5,337	1,232	1,509	3,383	1,142	7,266
Zero/negative Income (and none of the above problems)	652	0	0	0	652	747	0	0	0	747

**Table 8 – Housing Problems Table**

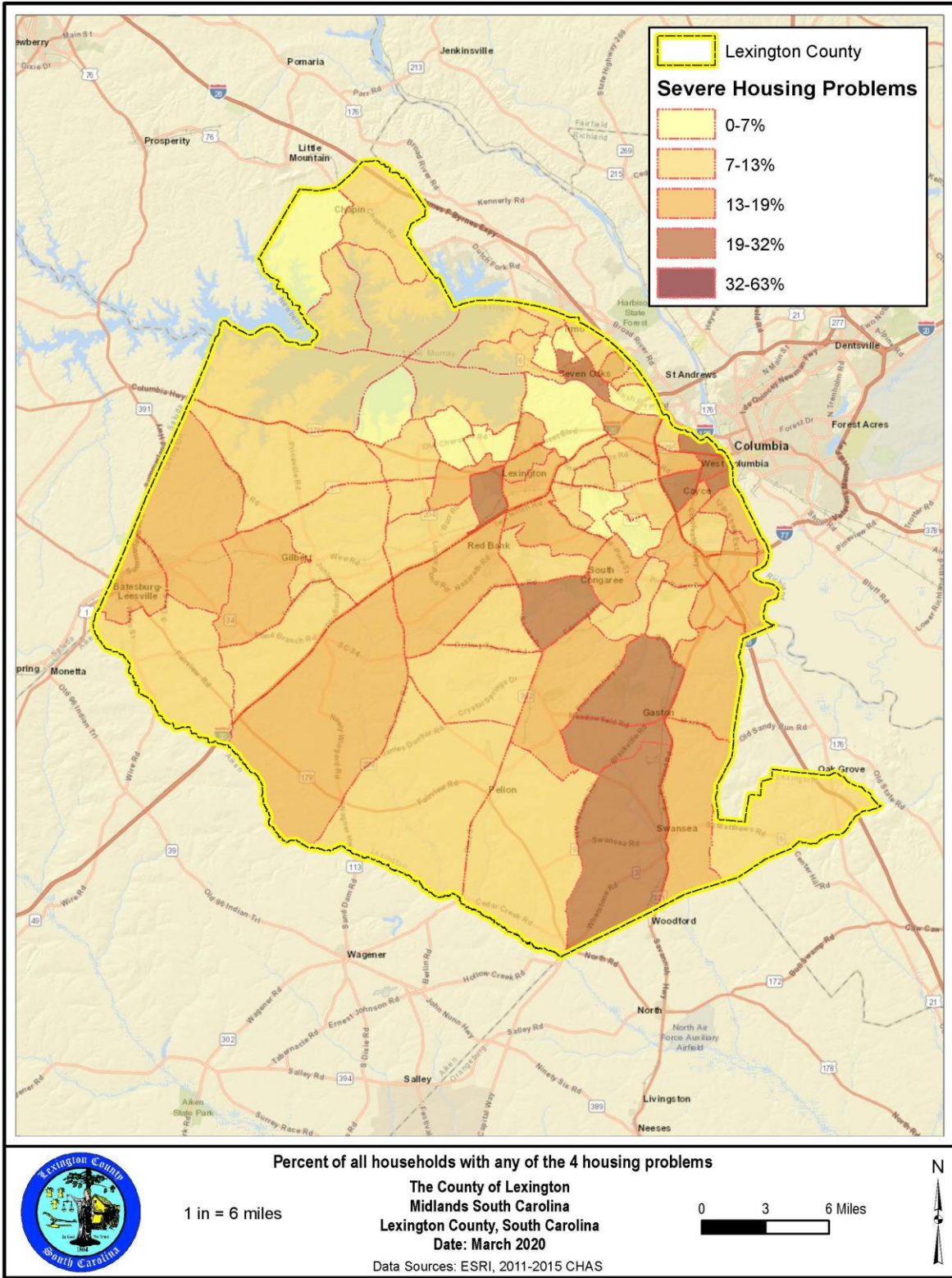
Data 2011-2015 CHAS  
Source:



**Lexington County Households Lacking Complete Plumbing or Kitchen Facilities**



**Lexington Households with Any of the 4 Housing Problems**



**Lexington County Households with Severe Housing Problems**

2. Housing Problems 2 (Households with one or more Severe Housing Problems: Lacks kitchen



or complete plumbing, severe overcrowding, severe cost burden)

	Renter					Owner				
	0-30% AMI	>30-50% AMI	>50-80% AMI	>80-100% AMI	Total	0-30% AMI	>30-50% AMI	>50-80% AMI	>80-100% AMI	Total
NUMBER OF HOUSEHOLDS										
Having 1 or more of four housing problems	4,586	1,716	841	144	7,287	3,022	1,934	923	237	6,116
Having none of four housing problems	1,494	3,284	5,858	2,792	13,428	2,580	5,113	11,485	8,520	27,698
Household has negative income, but none of the other housing problems	652	0	0	0	652	747	0	0	0	747

**Table 9 – Housing Problems 2**

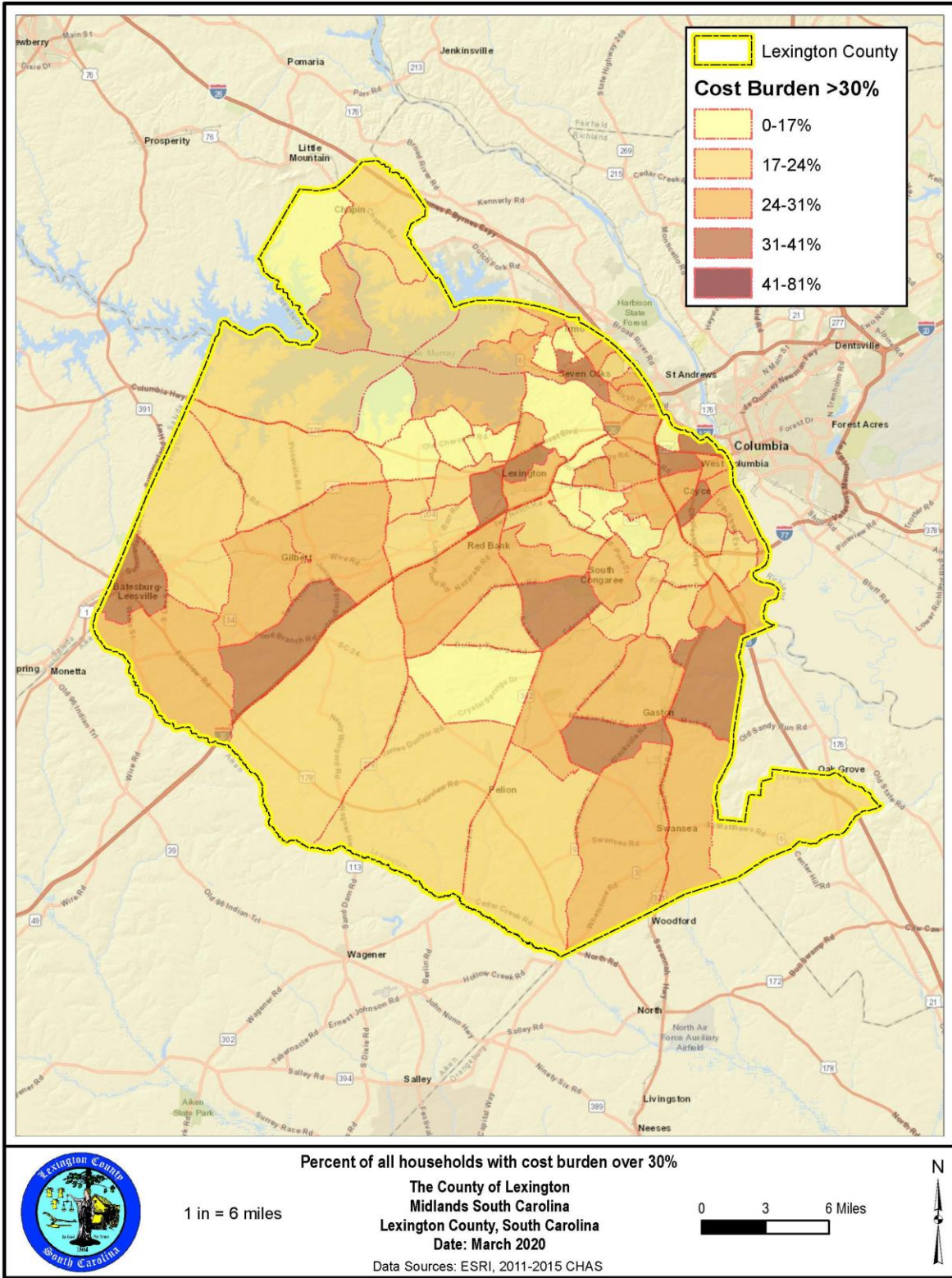
Data Source: 2011-2015 CHAS

3. Cost Burden > 30%

	Renter				Owner			
	0-30% AMI	>30-50% AMI	>50-80% AMI	Total	0-30% AMI	>30-50% AMI	>50-80% AMI	Total
NUMBER OF HOUSEHOLDS								
Small Related	2,355	1,743	897	4,995	1,331	1,253	1,775	4,359
Large Related	393	278	157	828	139	253	249	641
Elderly	486	684	526	1,696	1,745	1,359	1,034	4,138
Other	1,775	1,117	1,183	4,075	963	390	1,144	2,497
Total need by income	5,009	3,822	2,763	11,594	4,178	3,255	4,202	11,635

**Table 10 – Cost Burden > 30%**

Data Source: 2011-2015 CHAS



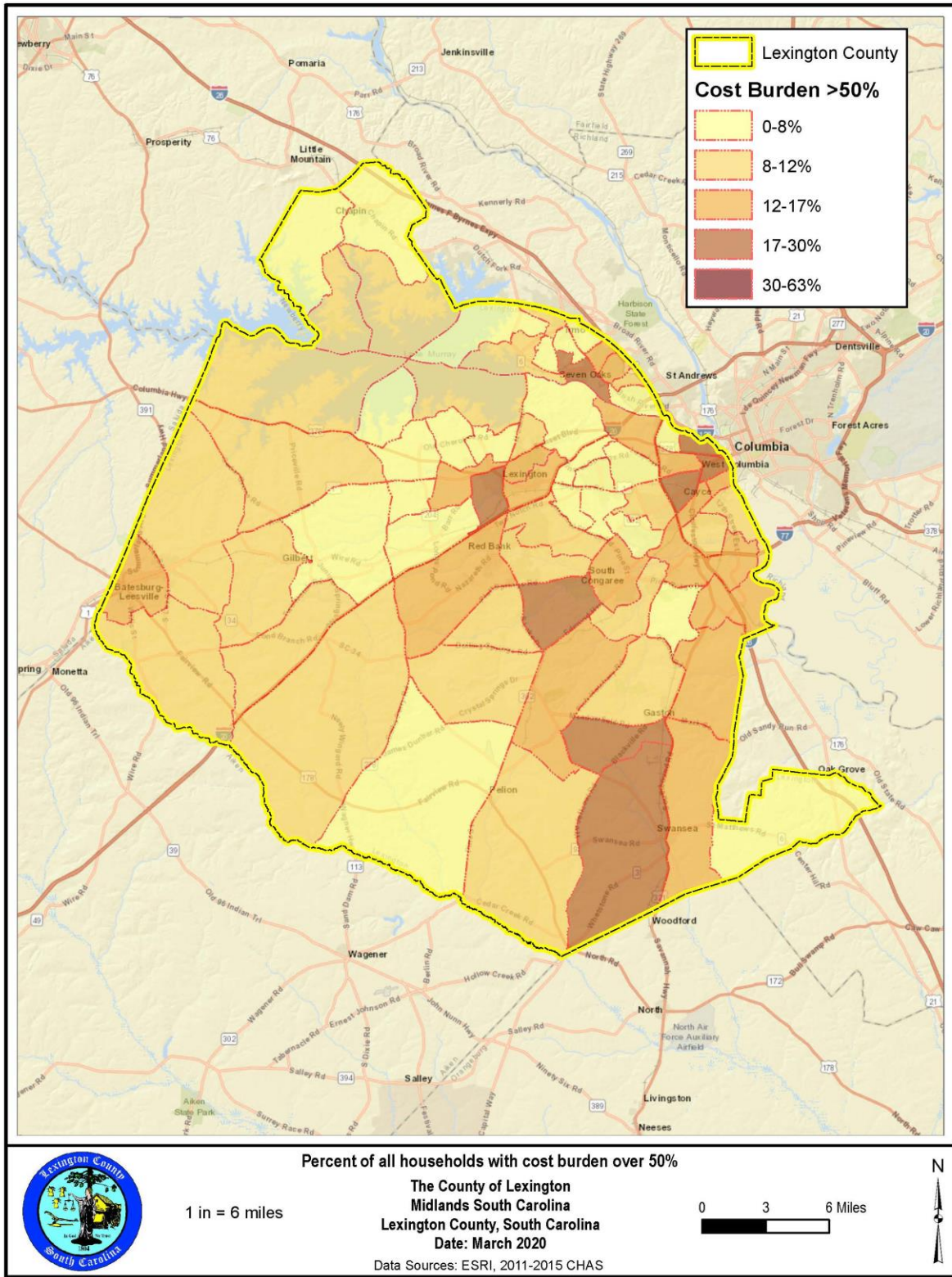
**Lexington County Households Cost Burden >30%**

#### 4. Cost Burden > 50%

	Renter				Owner			
	0-30% AMI	>30-50% AMI	>50- 80% AMI	Total	0-30% AMI	>30-50% AMI	>50- 80% AMI	Total
NUMBER OF HOUSEHOLDS								
Small Related	2,042	435	60	2,537	1,151	708	258	2,117
Large Related	359	75	0	434	104	75	30	209
Elderly	399	345	168	912	1,031	609	230	1,870
Other	1,610	493	165	2,268	611	253	269	1,133
Total need by income	4,410	1,348	393	6,151	2,897	1,645	787	5,329

**Table 11 – Cost Burden > 50%**

Data 2011-2015 CHAS  
Source:



**Lexington County Households Cost Burden >50%**

5. Crowding (More than one person per room)

	Renter					Owner				
	0-30% AMI	>30-50% AMI	>50-80% AMI	>80-100% AMI	Total	0-30% AMI	>30-50% AMI	>50-80% AMI	>80-100% AMI	Total
NUMBER OF HOUSEHOLDS										
Single family households	360	111	246	10	727	65	114	78	78	335
Multiple, unrelated family households	35	65	25	15	140	50	60	30	45	185
Other, non-family households	0	0	0	0	0	0	0	0	0	0
Total need by income	395	176	271	25	867	115	174	108	123	520

Table 12 – Crowding Information – 1/2

Data 2011-2015 CHAS  
Source:

	Renter				Owner			
	0-30% AMI	>30-50% AMI	>50-80% AMI	Total	0-30% AMI	>30-50% AMI	>50-80% AMI	Total
Households with Children Present	0	0	0	0	0	0	0	0

Table 13 – Crowding Information – 2/2

Data Source  
Comments:

**Describe the number and type of single person households in need of housing assistance.**

According to the 2015 ACS Survey, there were 28,089 single person households. While data does not show the number of single person households needing assistance it is important to note that single-person households are more likely to be renters and ACS estimates show a higher number of renters in the County as cost-burdened.

**Elderly**

In the County, 9,471 households are elderly and living along. These residents may need special housing assistance.

## **Estimate the number and type of families in need of housing assistance who are disabled or victims of domestic violence, dating violence, sexual assault and stalking.**

According to the 2019 Continuum of Care Homeless Assistance Programs Point-in-Time Count done on the 23rd of January, there were 26 (sheltered and unsheltered) victims of domestic violence, 170 severely mentally ill, 135 with chronic substance abuse, and 33 persons with HIV/AIDS.

Overall, according to the CHAS data and consultation with domestic care providers and veterans organizations, anywhere between 2% and 10% of the County's population may be persons with disabilities, victims of domestic violence/dating violence, or victims of sexual assault and stalking. However, this estimate is purely anecdotal as there is no accurate number that adequately represents the total number of families in need of housing assistance and who are either disabled or victims of domestic violence.

## **What are the most common housing problems?**

Affordability is by far the largest housing problem in the County. The most recent Census estimates that a total of 23,229 households are paying 30% or more of their income on housing costs, and 11,480 are paying 50% or more.

There are reportedly 996 units of substandard housing in the County (2011-2015 CHAS). Substandard housing is defined as either lacking complete plumbing or complete kitchen facilities. While substandard housing is not a large problem when viewed as a percentage of the entire housing stock, having 996 households living without adequate, basic facilities is a problem that needs to be addressed.

Recent Census figures estimate that there are 955 overcrowded households in the County (2011-2015 CHAS), meaning there are 1.01-1.5 people per room. Lastly, the other most common housing problem is severe overcrowding with >1.15 people per room totaling 423 housing units.

## **Are any populations/household types more affected than others by these problems?**

The 2011-2015 CHAS data, while yielding different totals than the recent Census, provides a more nuanced view into which segments of the population experience housing problems. In general, lower-income households were more likely to experience housing problems across the board. The extremely low-income income range is statistically more likely to have at least one problem when compared with other income ranges, though not by a huge margin. Furthermore, the data indicates that renters and owners from extremely low-income (30% AMI and below) households show a greater existence of severe housing problems. Extremely low-income renters were reported to have at least one severe

housing problem. Furthermore, 4,586 extremely low-income homeowners reported having at least one severe housing problem (2011-2015 CHAS). Renters are much more likely to live in overcrowded conditions.

**Describe the characteristics and needs of Low-income individuals and families with children (especially extremely low-income) who are currently housed but are at imminent risk of either residing in shelters or becoming unsheltered 91.205(c)/91.305(c)). Also discuss the needs of formerly homeless families and individuals who are receiving rapid re-housing assistance and are nearing the termination of that assistance**

The homeless population encompasses a broad range of individuals and families with special needs. National research indicates that 80% of the homeless population are without homes for a short period and need assistance in finding housing and, in some cases, with rent payments. The other 20% of the homeless population experience longer and chronic periods of homelessness and require permanent support systems for housing and support services. Homelessness is a significant risk factor for a broad range of health and social problems. Alcohol and drug abuse, domestic violence, and mental illness are common problems among the adult homeless population.

Individuals and families without adequate shelter experience greater barriers in obtaining the support services they need. Because of the unique circumstances and conditions of the homeless, local agencies and service providers must work in close coordination to address their special needs.

The Stewart B. McKinney Homeless Assistance Act defines the "homeless" or "homeless Individual" or "homeless person" as an individual who lacks a fixed, regular, and adequate nighttime residence; and who has a primary nighttime residence that is: A supervised publicly or privately operated shelter designed to provide temporary living accommodations (including welfare hotels, congregate shelters, and transitional housing for the mentally ill); An institution that provides a temporary residence for individuals intended to be institutionalized; or A public or private place not designed for, or ordinarily used as, a regular sleeping accommodation for human beings. Families who are doubling up with friends or relatives because they have no other housing options are also considered homeless under the McKinney Act. The McKinney legislation recognizes that doubling up is a temporary situation, one that is often prohibited by public housing laws and landlords. If the extra household residents were discovered, both families would likely be evicted. Moreover, doubled-up friends or families often impose space and financial burdens on the host family and the guests are often asked to leave a short time later (2014 MACH data).

**If a jurisdiction provides estimates of the at-risk population(s), it should also include a description of the operational definition of the at-risk group and the methodology used to generate the estimates:**

Individual jurisdictions in the region do not provide such estimates.

**Specify particular housing characteristics that have been linked with instability and an increased risk of homelessness**

Particular housing characteristics and persons identified to be at risk of homelessness include persons with disabilities, persons fleeing domestic violence, persons who have extremely low income, homeless persons being discharged from crisis unites/hospitals/jails, unaccompanied youth and youth aging out of foster care.

## **Discussion**

The County made efforts to meet with local providers of public housing, special needs housing and housing services as well as the local homeless Continuum of Care organization. Each of these organizations provided feedback related to how the storm affected their organizations and clients. The Cayce Housing Authority, managed and operated by the Columbia Housing Authority (CHA) owns and manages 41 units of public housing in the City of Cayce. These are the only public housing units in Lexington County. Working with the CHA, it was determined that no public or HUD-assisted housing units were damaged during the storm of October 2015. Additionally, only one multi-family rental-housing complex was impacted by the storm. County staff contacted the owner of the complex and confirmed that the damaged apartments have been rehabilitated using private insurance funding and that there are no outstanding repair needs. Data gathered from Public Housing Authority databases, via Policy Map, indicate there are 70 households within the Disaster Area utilizing Section 8 Housing Choice Vouchers.

Lexington County staff also met with leadership from the Midlands Area Coalition on Homelessness (MACH) to determine the extent of storm impacts on the area homeless population and on local homeless shelters and service providers. Leadership from MACH indicated that shelters in Lexington did not suffer any storm-related damage and were able to operate without interruption. However, the Transitions Homeless Recovery Center indicated many needs prior to the storm, limiting their ability to serve persons and families experiencing homelessness of Lexington County – those needs still exist today.

The Cayce Housing Authority, which administers these vouchers, conducts Housing Quality Standards (HQS) inspections annually. Through these inspections, it has been determined that there is no remaining storm damage to homes occupied by Section 8 clients.



Definitions:

**Standard Conditions:** Dwelling units that meet the minimum requirements as prescribed by the various codes adopted by Lexington County and are in good condition requiring only cosmetic work, correction of minor livability problems, or maintenance work.

**Substandard Condition by Suitable for Rehabilitation:** A substandard housing unit that is structurally sound and economically feasible to repair.

## NA-15 Disproportionately Greater Need: Housing Problems – 91.205 (b)(2)

Assess the need of any racial or ethnic group that has disproportionately greater need in comparison to the needs of that category of need as a whole.

### Introduction

This section compares the existence of housing problems amongst racial groups against the jurisdiction as a whole in an effort to see if any group(s) share a disproportionate burden of the area's housing problems. For this purpose, HUD guidelines deem a disproportionately greater need to exist when persons of a particular racial or ethnic group experience housing problems at a rate at least 10% points higher than the jurisdiction as a whole. Housing problems, in this context, include the lack of complete kitchen or plumbing facilities, more than one person per room, and cost burden greater than 30%.

### 0%-30% of Area Median Income

Housing Problems	Has one or more of four housing problems	Has none of the four housing problems	Household has no/negative income, but none of the other housing problems
Jurisdiction as a whole	9,399	2,309	1,399
White	6,108	1,844	939
Black / African American	2,459	361	320
Asian	107	0	4
American Indian, Alaska Native	10	0	15
Pacific Islander	0	0	0
Hispanic	521	85	85

**Table 14 - Disproportionally Greater Need 0 - 30% AMI**

Data 2011-2015 CHAS

Source:

\*The four housing problems are:

1. Lacks complete kitchen facilities,
2. Lacks complete plumbing facilities,
3. More than one person per room,
4. Cost Burden greater than 30%

### 30%-50% of Area Median Income

Housing Problems	Has one or more of four housing problems	Has none of the four housing problems	Household has no/negative income, but none of the other housing problems
Jurisdiction as a whole	7,428	4,633	0
White	4,928	3,667	0
Black / African American	1,633	672	0
Asian	90	23	0
American Indian, Alaska Native	39	19	0
Pacific Islander	14	0	0
Hispanic	636	219	0

**Table 15 - Disproportionally Greater Need 30 - 50% AMI**

Data 2011-2015 CHAS  
Source:

\*The four housing problems are:

1. Lacks complete kitchen facilities,
2. Lacks complete plumbing facilities,
3. More than one person per room,
4. Cost Burden greater than 30%

### 50%-80% of Area Median Income

Housing Problems	Has one or more of four housing problems	Has none of the four housing problems	Household has no/negative income, but none of the other housing problems
Jurisdiction as a whole	7,396	11,748	0
White	5,250	8,966	0
Black / African American	1,485	1,733	0
Asian	159	134	0
American Indian, Alaska Native	0	34	0
Pacific Islander	0	10	0
Hispanic	416	770	0

**Table 16 - Disproportionally Greater Need 50 - 80% AMI**

Data 2011-2015 CHAS  
Source:

\*The four housing problems are:

1. Lacks complete kitchen facilities,
2. Lacks complete plumbing facilities,
3. More than one person per room,
4. Cost Burden greater than 30%

**80%-100% of Area Median Income**

<b>Housing Problems</b>	<b>Has one or more of four housing problems</b>	<b>Has none of the four housing problems</b>	<b>Household has no/negative income, but none of the other housing problems</b>
Jurisdiction as a whole	1,839	9,862	0
White	1,498	8,001	0
Black / African American	239	1,242	0
Asian	25	103	0
American Indian, Alaska Native	0	44	0
Pacific Islander	0	10	0
Hispanic	54	401	0

**Table 17 - Disproportionally Greater Need 80 - 100% AMI**

Data 2011-2015 CHAS  
Source:

\*The four housing problems are:

1. Lacks complete kitchen facilities,
2. Lacks complete plumbing facilities,
3. More than one person per room,
4. Cost Burden greater than 30%

**Discussion**

**0%-30%-** Jurisdiction wide, 70% of the persons in this AMI category experienced at least one of the four housing problems. For this AMI, the disproportionate percentage is 80% or higher. The population with disproportionate needs with one or more of the four housing problems is Asian at 96%.

**30%-50%-** Jurisdiction wide, 61% of the persons in this AMI category experienced at least one of the four housing problems. For this AMI, the disproportionate percentage is 71% or higher. The populations with disproportionate needs with one or more of the four housing problems are Black/African American at 71%, Asian at 80%, Pacific Islander at 100%, and Hispanic at 74%.

**50%-80%-** Jurisdiction wide, 38% of the persons in this AMI category experienced at least one of the four housing problems. For this AMI, the disproportionate percentage is 48% or higher. The population with disproportionate needs with one or more of the four housing problems is Asian at 54%.

**80%-100%-** Jurisdiction wide, 16% of the persons in this AMI category experienced at least one of the four housing problems. For this AMI, the disproportionate percentage is 26% or higher. There are no populations with disproportionate needs in this AMI category.

## NA-20 Disproportionately Greater Need: Severe Housing Problems – 91.205 (b)(2)

Assess the need of any racial or ethnic group that has disproportionately greater need in comparison to the needs of that category of need as a whole.

### Introduction

This section compares the existence of severe housing problems amongst racial groups against the jurisdiction as a whole to see if any group(s) share a disproportionate burden of the area's housing problems. For this purpose, HUD guidelines deem a disproportionately greater need to exist when persons of a particular racial or ethnic group experience housing problems at a rate at least 10% points higher than the jurisdiction as a whole.

### 0%-30% of Area Median Income

Severe Housing Problems*	Has one or more of four housing problems	Has none of the four housing problems	Household has no/negative income, but none of the other housing problems
Jurisdiction as a whole	7,608	4,074	1,399
White	4,968	2,982	939
Black / African American	2,048	767	320
Asian	77	34	4
American Indian, Alaska Native	10	0	15
Pacific Islander	0	0	0
Hispanic	371	234	85

**Table 18 – Severe Housing Problems 0 - 30% AMI**

Data Source: 2011-2015 CHAS

\*The four severe housing problems are:

1. Lacks complete kitchen facilities,
2. Lacks complete plumbing facilities,
3. More than 1.5 persons per room,
4. Cost Burden over 50%

### 30%-50% of Area Median Income

Severe Housing Problems*	Has one or more of four housing problems	Has none of the four housing problems	Household has no/negative income, but none of the other housing problems
Jurisdiction as a whole	3,650	8,397	0
White	2,481	6,115	0
Black / African American	623	1,657	0
Asian	55	58	0
American Indian, Alaska Native	29	29	0
Pacific Islander	14	0	0
Hispanic	378	489	0

**Table 19 – Severe Housing Problems 30 - 50% AMI**

Data 2011-2015 CHAS  
Source:

\*The four severe housing problems are:

1. Lacks complete kitchen facilities,
2. Lacks complete plumbing facilities,
3. More than 1.5 persons per room,
4. Cost Burden over 50%

### 50%-80% of Area Median Income

Severe Housing Problems*	Has one or more of four housing problems	Has none of the four housing problems	Household has no/negative income, but none of the other housing problems
Jurisdiction as a whole	1,764	17,343	0
White	1,326	12,856	0
Black / African American	228	2,984	0
Asian	40	258	0
American Indian, Alaska Native	0	34	0
Pacific Islander	0	10	0
Hispanic	171	1,019	0

**Table 20 – Severe Housing Problems 50 - 80% AMI**

Data 2011-2015 CHAS  
Source:

\*The four severe housing problems are:

1. Lacks complete kitchen facilities,
2. Lacks complete plumbing facilities,
3. More than 1.5 persons per room,
4. Cost Burden over 50%

**80%-100% of Area Median Income**

<b>Severe Housing Problems*</b>	<b>Has one or more of four housing problems</b>	<b>Has none of the four housing problems</b>	<b>Household has no/negative income, but none of the other housing problems</b>
Jurisdiction as a whole	381	11,312	0
White	271	9,211	0
Black / African American	75	1,403	0
Asian	10	119	0
American Indian, Alaska Native	0	44	0
Pacific Islander	0	10	0
Hispanic	20	435	0

**Table 21 – Severe Housing Problems 80 - 100% AMI**

Data 2011-2015 CHAS  
Source:

\*The four severe housing problems are:

1. Lacks complete kitchen facilities,
2. Lacks complete plumbing facilities,
3. More than 1.5 persons per room,
4. Cost Burden over 50%

**Discussion**

**0%-30%-** Jurisdiction wide, 57% of the persons in this AMI category experienced at least one of the four housing problems. For this AMI, the disproportionate percentage is 67% or higher. The population with disproportionate needs with one or more of the four housing problems is Asian at 96%.

**30%-50%-** Jurisdiction Wide, 30% of the persons in this AMI category experienced at least one of the four severe housing problems. For this AMI, the disproportionate percentage is 40% or higher. The populations with disproportionate needs with one or more of the four housing problems are Asians at 49%, American Indians and Alaska Natives at 50%, Pacific Islanders at 100%, and Hispanics at 44%.

**50%-80%-** Jurisdiction Wide, 9% of the persons in this AMI category experienced at least one of the four severe housing problems. For this AMI category, the disproportionate percentage is 19% or higher. There are no populations within this AMI category that have a disproportionate percentage.

**80%-100%-** Jurisdiction Wide, 3% of the persons in this AMI category experienced at least one of the four severe housing problems. For this AMI category, the disproportionate percentage is 13% or higher. There are no populations within this AMI category that have a disproportionate percentage.

## NA-25 Disproportionately Greater Need: Housing Cost Burdens – 91.205 (b)(2)

Assess the need of any racial or ethnic group that has disproportionately greater need in comparison to the needs of that category of need as a whole.

### Introduction:

This section assesses the need of any racial or ethnic group that has a disproportionately greater need in comparison to the needs of that category of need as a whole. This section compares the existence of housing cost burden amongst racial groups against the jurisdiction as a whole in an effort to see if any group(s) share a disproportionate burden of the area's cost housing cost burden. For this purpose, HUD guidelines deem a disproportionately greater need to exist when persons of a particular racial or ethnic group experience housing problems at a rate at least 10% points higher than the jurisdiction as a whole.

HUD defines Housing Cost Burden as Housing Cost to Income Ratio. Therefore, the table below shows:

- No Cost Burden - Housing Cost to Income Ratio is less than 30%
- Cost Burden - Housing Cost to Income Ratio is from 30.1% to 50%
- Severe Cost Burden - Housing Cost to Income Ratio is greater than 50.1%

### Housing Cost Burden

Housing Cost Burden	<=30%	30-50%	>50%	No / negative income (not computed)
Jurisdiction as a whole	80,873	15,080	12,021	1,482
White	67,080	10,686	8,305	990
Black / African American	8,845	3,192	2,628	355
Asian	1,026	254	177	4
American Indian, Alaska Native	178	14	39	15
Pacific Islander	40	0	14	0
Hispanic	2,960	732	667	85

**Table 22 – Greater Need: Housing Cost Burdens AMI**

Data Source: 2011-2015 CHAS

### Discussion:

By HUD's definition of disparity of 10% or higher, only Pacific Islanders experience a disproportionately greater need when it comes to severe cost-burden. Jurisdiction wide, 11% of persons experienced



severe cost burden (paying more than 50% of income on housing cost) making the disparity need 21% or higher. However, 35% of Pacific Islanders experienced severe cost burden. Furthermore, it is worth noting that Blacks/African Americans were close to the HUD threshold when it came to severe housing burden, but did not cross it.

## **NA-30 Disproportionately Greater Need: Discussion – 91.205(b)(2)**

**Are there any income categories in which a racial or ethnic group has disproportionately greater need than the needs of that income category as a whole?**

2011-2015 CHAS Census data has been analyzed to identify the extent to which racial or ethnic groups may have disproportionately greater needs compared to the housing needs of all groups in Lexington County. HUD considers that a “disproportionately greater need exists when the percentage of persons in a category is at least 10% points higher than the percentage of persons in a category as a whole.”

### **Housing Problems**

Asians in the 0%-30%, 30%-50%, and 50%-80% AMI categories experienced a disproportionately greater need in terms of housing problems. Additionally, in the 30%-50% AMI category, Blacks/African Americans, Pacific Islanders, and Hispanics experienced a disproportionately greater need.

### **Severe Housing Problems**

Asians in the 0%-30% and 30%-50% AMI category experienced a disproportionately greater need in terms of severe housing problems. Additionally, in the 30%-50% AMI category American Indians and Alaska Natives, Pacific Islanders, and Hispanics experienced a disproportionately greater need.

### **Housing Cost Burden**

Only Pacific Islanders experienced a disproportionately greater need when it came to both cost burden and severe cost burden . Pacific Islanders experienced severe cost burden at a rate much higher than the rest of the community.

**If they have needs not identified above, what are those needs?**

These needs have been adequately identified in the above discussions as well as throughout the plan.

**Are any of those racial or ethnic groups located in specific areas or neighborhoods in your community?**

Most of the groups suffering from disproportionately greater needs are of very small populations, statistically speaking, thus it is difficult to pinpoint the precise locations. However, the grant programs division prioritizes its resources in LMI/LMA areas throughout Lexington County.



## NA-35 Public Housing – 91.205(b)

### Introduction

Public housing was established to provide decent and safe rental housing for eligible low- and moderate-income families, the elderly, and persons with disabilities. Public housing includes federally subsidized, affordable housing that is owned and operated by the public housing authorities. Lexington County Community Development supports Columbia Housing Authority (Columbia Housing) as well as Cayce Housing Authority (CHA), which is now managed by Columbia Housing. Columbia Housing provides and facilitates affordable housing for nearly 6,500 low-income households comprised of approximately 16,000 people. Moreover, the South Carolina State Housing and Finance and Development Authority and Development Authority provides Section 8 Housing Choice Vouchers for residents living throughout the remaining incorporated and unincorporated areas of the County.

### Totals in Use

	Program Type								
	Certificate	Mod-Rehab	Public Housing	Vouchers			Special Purpose Voucher		
				Total	Project - based	Tenant - based	Veterans Affairs Supportive Housing	Family Unification Program	Disabled *
# of units vouchers in use	0	0	41	0	0	0	0	0	0

**Table 23 - Public Housing by Program Type**

\*includes Non-Elderly Disabled, Mainstream One-Year, Mainstream Five-year, and Nursing Home Transition

Data Source: PIC (PIH Information Center)

## Characteristics of Residents

	Program Type							
	Certificate	Mod-Rehab	Public Housing	Vouchers			Special Purpose Voucher	
				Total	Project - based	Tenant - based	Veterans Affairs Supportive Housing	Family Unification Program
Average Annual Income	0	0	13,463	0	0	0	0	0
Average length of stay	0	0	6	0	0	0	0	0
Average Household size	0	0	2	0	0	0	0	0
# Homeless at admission	0	0	0	0	0	0	0	0
# of Elderly Program Participants (>62)	0	0	10	0	0	0	0	0
# of Disabled Families	0	0	5	0	0	0	0	0
# of Families requesting accessibility features	0	0	41	0	0	0	0	0
# of HIV/AIDS program participants	0	0	0	0	0	0	0	0
# of DV victims	0	0	0	0	0	0	0	0

**Table 24 – Characteristics of Public Housing Residents by Program Type**

**Data Source:** PIC (PIH Information Center)

## Race of Residents

Race	Certificate	Mod-Rehab	Public Housing	Program Type					
				Vouchers			Special Purpose Voucher		
				Total	Project - based	Tenant - based	Veterans Affairs Supportive Housing	Family Unification Program	Disabled *
White	0	0	9	0	0	0	0	0	0
Black/African American	0	0	32	0	0	0	0	0	0
Asian	0	0	0	0	0	0	0	0	0
American Indian/Alaska Native	0	0	0	0	0	0	0	0	0
Pacific Islander	0	0	0	0	0	0	0	0	0
Other	0	0	0	0	0	0	0	0	0

\*includes Non-Elderly Disabled, Mainstream One-Year, Mainstream Five-year, and Nursing Home Transition

**Table 25 – Race of Public Housing Residents by Program Type**

Data Source: PIC (PIH Information Center)

## Ethnicity of Residents

Ethnicity	Certificate	Mod-Rehab	Public Housing	Program Type					
				Vouchers			Special Purpose Voucher		
				Total	Project - based	Tenant - based	Veterans Affairs Supportive Housing	Family Unification Program	Disabled *
Hispanic	0	0	2	0	0	0	0	0	0
Not Hispanic	0	0	39	0	0	0	0	0	0

\*includes Non-Elderly Disabled, Mainstream One-Year, Mainstream Five-year, and Nursing Home Transition

**Table 26 – Ethnicity of Public Housing Residents by Program Type**

**Data Source:** PIC (PIH Information Center)

**Section 504 Needs Assessment: Describe the needs of public housing tenants and applicants on the waiting list for accessible units:**

The Cayce Housing Authority is in compliance with Section 504. In the original 40 units of construction, two units meet the ADA standards: one in the family unit complex (Poplar and Wilkerson) and one in the elderly complex (Spencer Place). The CHA does not have any identified needs for its residents in terms of a waiting list for handicapped housing. If a resident has the need for Reasonable Accommodation for entry to a public housing unit, the CHA has purchased several handicapped ramps that can adjust to any unit entrance. These are stored in the Central Warehouse until a resident makes the request and has the medical documentation required for assistance.

When new housing units are constructed, Columbia Housing conforms with all local and HUD requirements in regard to housing which meet the needs of handicapped and disabled program participants. Currently, there are 471 households with a disabled member on the waiting list.

**Most immediate needs of residents of Public Housing and Housing Choice voucher holders**

**Public Housing**

One-bedroom units continue to be the greatest need for public housing for Columbia Housing and the Cayce Housing Authority, which is managed by Columbia Housing. From August 2017 - January 2019 when the public housing waiting list was open, there were 2,993 applicants requesting one-bedroom, followed by 1,523 applicants requesting two-bedroom units.

The applications consisted of:

- Elderly- 252
- Disabled Household Members-417
- Families with Children - 2,197
- 1 Bedroom – 2,993
- 2 Bedroom -1,523
- 3 Bedroom - 385
- 4 and 5 Bedroom - 959

**Section 8/Housing Choice Voucher**

The Housing Choice Voucher program is the favored program because of its housing choice and the opportunity to move from one location to another. The waiting list for the HCV was last opened in 2019 from December 18th through December 20th. During the three days of intake, Columbia Housing



received 7,655 applications. A system was developed to randomly select 3,000 applicants to be placed on the waiting list. (2020-2021 Annual Plan Columbia Housing)

The current number of applicants on the HCV waiting list is 3,828. This number includes the 3,000 that were randomly selected from the lottery and 828 applicants that were already on the waiting list.

### **How do these needs compare to the housing needs of the population at large**

As summarized in previous sections of the report, there is a dire need for affordable housing at all income levels in the County of Lexington. However, this reality impacts low-income and extremely low-income households the most in the County.

### **Discussion**

In summary, based upon the data on the Columbia Housing waiting list and the status of the State Housing voucher program, there remains a substantial need for more affordable housing in the County.

## NA-40 Homeless Needs Assessment – 91.205(c)

### Introduction:

While the topic of homelessness dominated the public policy discourse of the 1990s, homelessness is an issue that is just as relevant today as it was nearly 30 years ago. According to the South Carolina Coalition for the Homeless which conducted an extensive Point-in-Time Count in January of 2019, 4,172 people were found living in shelters or on the streets in the State. The majority of persons that were counted were residing in sheltered settings (59%), with the remaining residing in unsheltered settings (41%). The unsheltered population accounts for persons living in places not meant for human habitation such as cars, parking garages, camps and other outdoor places.

### Homeless Needs Assessment

Population	Estimate the # of persons experiencing homelessness on a given night		Estimate the # experiencing homelessness each year	Estimate the # becoming homeless each year	Estimate the # exiting homelessness each year	Estimate the # of days persons experience homelessness
	Sheltered	Unsheltered				
Persons in Households with Adult(s) and Child(ren)	4	74	0	0	0	0
Persons in Households with Only Children	0	2	0	0	0	0
Persons in Households with Only Adults	261	700	0	0	0	0
Chronically Homeless Individuals	127	150	0	0	0	0
Chronically Homeless Families	0	0	0	0	0	0
Veterans	30	158	0	0	0	0
Unaccompanied Child	23	58	0	0	0	0
Persons with HIV	11	22	0	0	0	0

Table 27 - Homeless Needs Assessment

**Data Source Comments:** Data was provided by HUD 2019 Continuum of Care Homeless Assistance Programs Homeless Populations and Subpopulations PIC, SC-502 Columbia/Midlands CoC

Indicate if the homeless population Has No Rural Homeless  
is:

**If data is not available for the categories "number of persons becoming and exiting homelessness each year," and "number of days that persons experience homelessness," describe these categories for each homeless population type (including chronically homeless individuals and families, families with children, veterans and their families, and unaccompanied youth):**

According to the recent MACH Point-in-Time report, there were 248 chronically homeless persons in the Midlands. To be chronically homeless, a person must have a long-term disability and have experienced homelessness for at least once consecutive years or have experienced four or more occasions of homelessness in the past three years. Additional homeless counts include 146 veterans, 67 adults actively fleeing domestic violence, 122 experiencing serious mental illness, 109 have a substance abuse disorder, and 27 have HIV/AIDS.

**Nature and Extent of Homelessness: (Optional)**

<b>Race:</b>	<b>Sheltered:</b>	<b>Unsheltered (optional)</b>
White	318	67
Black or African American	663	128
Asian	3	0
American Indian or Alaska Native	5	0
Pacific Islander	1	0
<b>Ethnicity:</b>	<b>Sheltered:</b>	<b>Unsheltered (optional)</b>
Hispanic	36	5
Not Hispanic	969	195

Data Source

Comments:

2018 South Carolina Point-in-Time Count Report

**Estimate the number and type of families in need of housing assistance for families with children and the families of veterans.**

The United Way of the Midlands, which is the lead agency for Midlands Area Consortium for the Homeless (MACH) and serves as the Continuum of Care conducted a Point-in-Time Count (PIC) in 2019. According to data collected there is an estimate of 188 Veterans and 235 persons in households with at least one adult and one child that are in need of housing assistance.

**Describe the Nature and Extent of Homelessness by Racial and Ethnic Group.**

According to the PIC that was done in 2019, there is an estimate of 815 Blacks/Africans, 356 Whites, 5 Asians, 12 American Indians or Alaska Natives, 2 Native Hawaiian or Other Pacific Islander, and 25 multiple races.

**Describe the Nature and Extent of Unsheltered and Sheltered Homelessness.**

According to the PIC that was done in 2019 there were 1,215 persons in Columbia/Midlands that were homeless.

**Persons in households without children:** 275 Unsheltered / 703 Sheltered

**Persons in households with at least one adult and one child:** 17 Unsheltered / 218 Sheltered

**Persons in households with only children:** 0 Unsheltered / 2 Sheltered

## **Discussion:**

### **CDBG-DR Specific:**

Lexington County staff met with leadership from the Midlands Area Coalition on Homelessness (MACH) to determine the extent of storm impacts on the area homeless population and on local homeless shelters and service providers. Leadership from MACH indicated that shelters in Lexington did not suffer any storm related damage and were able to operate without interruption. However, the Midlands Housing Alliance/Transitions indicated many needs prior to the storm, limiting their ability to serve persons and families experiencing homelessness of Lexington County – those needs still exist today. Therefore, the County has continued to provide approximately \$50,000 of Community Development Block Grants (CDBG) funds from its annual allocation to Midland’s Housing Alliance/Transitions. These funds provide services for homeless persons and families of Lexington County. The center also receives financial assistance through a County general fund budget allocation.

## **NA-45 Non-Homeless Special Needs Assessment - 91.205 (b,d)**

### **Introduction:**

Through this assessment process, the County has identified four primary groups with non-homeless special needs. These four primary groups with non-homeless special needs are:

- The Elderly and Frail elderly
- Those with HIV/AIDS and their families
- Those with Alcohol and or Drug Addiction(s)
- Persons with Mental or Physical Disabilities

This section will explain who they are, what their needs are, and how the County is accommodating the special needs population of the community.

### **Describe the characteristics of special needs populations in your community:**

#### **Elderly**

Within Lexington County there are 37,473 elderly persons, making up 13% of the County's population (2015 ACS 5-Year Estimates). The elderly population face increased challenges in providing decent, affordable housing. The cost of maintaining a home rises with the age of the house on top of insurance rates increasing almost annually. Yet the incomes of elderly households generally do not rise when adjusted for inflation. Thus, elderly owner households are challenged financially as they try to maintain their properties. Many elderly persons find it medically beneficial and emotionally comforting to remain in a familiar setting. As a result, the County places a great emphasis assisting the senior/elderly population in maintaining an independent to semi-independent lifestyle with close, convenient and immediate access to recreational, medical, and social service resources. The Lexington County Recreation & Aging Commission, as well as the Lexington County Public Library system, has free low-cost programs for the elderly in the community.

#### **Physical and Developmental Disability**

Individuals with developmental disabilities encompass a wide range of skillsets and levels of ability. They have many of the same issues as the general population with additional needs that are unique to their capabilities. Individuals with developmental disabilities usually have fixed and limited financial resources that determine their housing choice. Those individuals who have more independent skills tend to utilize subsidized housing options. Individuals requiring more support and supervision find a residence in the

public welfare funded community home either sharing settings or privately-owned personal care settings. Many individuals also continue to reside with parents and families throughout their adulthood. Regardless of the housing situation, a common thread is a need for continuous support services dependent on the level of capabilities to enable them to maintain community membership.

## **What are the housing and supportive service needs of these populations and how are these needs determined?**

### **Elderly**

Factors that must be considered in developing housing for the elderly include location, services and amenities, proximity to health care, shopping, affordability, and ease of upkeep. Various categories of housing for the elderly are independent and assisted living, nursing homes, and other support facilities such as adult daycare, respite and senior center facilities. Elderly persons generally need an environment that provides several areas of assistance or convenience.

### **Mental Illness and Substance Abuse**

Persons with mental illness, disabilities, and substance abuse problems need an array of services. Their housing needs require a design that ensures residents maximum independence in the least restrictive setting. This includes independent single or shared living quarters in communities, with or without onsite support. Their options include living with family or friends with adequate support and/or respite services, small home-like facilities in local communities close to families and friends, or rental housing that will meet the needs of those ready to move to independent living arrangements.

Those individuals experiencing severe and persistent mental illness are often financially impoverished due to the long-term debilitating nature of the illness. The majority of these individuals receive their sole source of income from financial assistance programs—Social Security Disability Insurance or Social Security Income. The housing needs for this population are similar to other low-income individuals. However, because of their limited income, many of these individuals may live in either unsafe or substandard housing. These citizens need case management, support services, and outpatient treatment services to monitor and treat their mental illness.

### **Physical and Developmental Disability**

The South Carolina Vocational Rehabilitation Department (SCVRD) serves about 40,000 people with physical disabilities at any given time. SCVRD helps South Carolinians with disabilities to prepare for, achieve, and maintain competitive employment through a statewide service delivery system. The SC of

Labor, Licensing and Regulation's Board for Barrier-Free Design consults with contractors to ensure accessibility of new structures and during the remodeling of existing structures. This board also provides technical assistance to county governments that have no building code or inspection department and offers general information on accessibility standards. The South Carolina Commission for the Blind offers' diagnostic, prevention, training, and support services to people with legal blindness or severe visual disabilities; also provided are an educational radio service, independent living services, and technical assistance related to employment. In addition to statewide services, the Lexington County Disabilities and Special Needs Board, in cooperation with the SC Department of Disabilities and Special Needs (SCDDSN), provides a variety of services to those with physical and mental disabilities. The SCDDSN has specialized service programs for individuals suffering from a wide array of disabilities including, but not limited to, mental disabilities, autism, head and spinal cord injuries, and related disabilities. The County works closely with the Irmo Chapin Recreation Commission, as well as the Babcock Center, non-profit organizations that have aggressive programming for residents having mental and physical disabilities.

**Discuss the size and characteristics of the population with HIV/AIDS and their families within the Eligible Metropolitan Statistical Area:**

The HIV epidemic is a composition of a variety of unevenly distributed epidemics in different regions and among different populations. These populations may be comprised of people who practice similar high-risk behavior, such as injecting drugs or having unprotected sex with an infected person. Ethnicity and race are not risk factors for HIV transmission, but they are makers for complex underlying social, economic, and cultural factors that affect personal health and behavior. Low socioeconomic status is associated with increased disease morbidity and premature mortality. Unemployment status is associated with limited access to health care services, resulting in increased risk for disease. (DHEC, 2019, Epidemiologic Profile)

The South Carolina Department of Health and Control estimates that as of December 2017, there were 6,698 residents of the Midlands living with a diagnosis of HIV (including AIDS). That number represents 34% of all persons living in SC with HIV/AIDS. Of these, 4,858 were men and 1,840 were women. Most of that population were ages 50 and over (3,169); 1,537 were ages 40-49; 1,152 were ages 30-39; 797 were ages 20-29; 43 were children and teens under 20 years of age. Most of the people living with HIV/AIDS in the Midlands were African-American men (51%), 18% were White men, 22% were African-American women, and 4% were White women. (SCDHEC, 2018, HIV/AIDS Summary: Midlands Public Health Region)

**Discussion:**

n/a



## **NA-50 Non-Housing Community Development Needs – 91.215 (f)**

### **Describe the jurisdiction’s need for Public Facilities:**

The County of Lexington acknowledges that its low –and moderate-income (LMI) residents benefit from the multitude of public service programs that are offered at a myriad of community centers including medical facilities, schools, parks, libraries, and recreation facilities. Programs offered at such centers include, but is not limited to, after-school programs and summer camps for kids; fitness, health, and wellness classes for all ages, gymnastic and weight-rooms and/or indoor recreation facilities for team sports such as baseball, basketball, football, tennis, cooking classes, and food assistance programs that benefit the community’s LMI citizens. During the community assessment process, residents and leaders identified the need for recreation facilities, youth programming, youth centers, and infrastructure projects, to include job training and the access to broadband technology as high priorities.

Also, due to the extreme impacts of the 2015 Flood, Lexington County remains in need of recovery and rebuilding assistance to address unmet infrastructure and public facility needs. While County departments, with support from numerous organizations and volunteers, were successful in addressing many urgent and critical needs during the immediate aftermath of the disaster, there are existing needs yet to be completed through the DR Program.

### **How were these needs determined?**

These needs were determined through hard copies of a community assessment survey that were distributed in various locations, public input meetings, an online community assessment survey, and meetings with various public officials representing the unincorporated communities of the County, as well as some representatives from the County’s municipalities. Moreover, these priorities reflect the input of the community’s non-profit organizations as well as citizen input.

### **Describe the jurisdiction’s need for Public Improvements:**

1. Transportation, Water, and Sewer Infrastructure, including the repaving of roads, construction of sidewalks, ADA compliant infrastructure and other related improvements.
2. Improvements are also needed within the sector of Public Transportation to include better service coverage by rural and LMI areas via fixed-route bus services, which could provide crucial transportation from home to medical facilities, work, and school sites.

3. Construction of Community Centers for LMI senior, youth, and drop training programs. Also, the construction of park and recreational facilities.

4. Encouragement of increasing the access of broadband to low- and moderate-income households and providing decent affordable broadband to everyone in the County.

### **How were these needs determined?**

These needs were determined through meetings with various public officials representing the unincorporated communities of the County, as well as some representatives from the County's municipalities. Needs were also determined through a series of public meetings, hard copies of a community assessment survey that were distributed and collected from various locations, and an online community assessment survey in which some 436 citizens responded. Moreover, these priorities reflect the input of the community's non-profit organizations. Many of the County's infrastructure systems are over capacity and will require expansion to accommodate redevelopment and new growth. Additionally, this new growth and development will increase the demand for facilities and services. Several existing neighborhoods in the County's rural and lower-income areas have a substandard infrastructure. Infrastructure, community facilities, and support services are in large part provided by local governments and funded through taxes, fees, and State support. The location and availability of these key components can make the difference between affordability and housing that is beyond the means of lower-income residents or residents that are housing cost-burdened. The County is committed to achieving the national goals of **1) decent housing, 2) a suitable living environment, and 3) expanded economic opportunities** for the LMI residents. The provision of adequate and safe infrastructure, accessible community facilities and support services are key components in the effort to achieve these goals.

### **Describe the jurisdiction's need for Public Services:**

The County acknowledges the need for more and better-coordinated services for the seniors /elderly, the homeless population, the citizens with disabilities, and battered spouses and children. This includes direct assistance such as emergency and transitional shelters, connection centers, transportation, food, and clothing. Part of providing more essential services for LMI and homeless persons is transitional housing and shelter.

Part of providing more essential services for LMI is providing services for those on a fixed income due to disability, age, mental health issues, and other factors. Key needs for services in the County are, local crisis hospitalizations, beds for the mentally ill, programs for independent living and job skill development for the disabled, summer and after-school programs for LMI families, financial literacy, childcare with unconventional hours (evening, weekends, and nights) and job training programs for at-risk fathers and youths.

### **How were these needs determined?**

These needs were determined through hard copies of a community assessment survey that were distributed in various locations, public input meetings, an online community assessment survey, and meetings with various public officials representing the unincorporated communities of the County, as well as some representatives from the County's municipalities. Moreover, these priorities reflect the input of our community's non-profit organizations as well as citizen input.

# Housing Market Analysis

## MA-05 Overview

### Housing Market Analysis Overview:

Like many communities of South Carolina, the County of Lexington experienced significant growth in both the demand and construction of new housing units during the housing boom years of 2004-2008. During these years, home prices, and subsequently rent prices increased dramatically. However, for a length of time after 2008 foreclosures became significant, and many former homeowners looked for affordable rental units as they recovered from the economic downturn. On the positive side, foreclosure numbers have recently leveled off and home sales are again increasing. Unfortunately, there are significant numbers of low- and moderate-income renter households in the community that remain cost-burdened and in many cases severely cost-burdened.

This section looks at the housing market and supply in the County by analyzing housing indicators. To get a sense of the current housing stock in the community the County needs to begin by examining trends in structure, price, age, and tenure. Also, the supply of homeless shelter facilities, special needs services, and housing, and non-housing community development resources are considered. Housing costs are highest in the urban areas of the County (areas closest to the City of Columbia, along Lake Murray and close to I-20 and Calhoun County). Not surprisingly, housing costs are highest near central business districts, which are also centers of employment, entertainment, and services. Community Development staff has identified the oldest housing stock in the county as being located in the communities of Batesburg-Leesville, Cayce, and West Columbia.

## MA-10 Number of Housing Units – 91.210(a)&(b)(2)

### Introduction

This section looks at the composition of the County of Lexington's housing stock in terms of housing tenure and type. Details are provided based on the number of units in the structure, unit size, tenure, multi-family housing distribution within the jurisdiction, as well as analysis of owner-occupied and renter-occupied housing.

### All residential properties by number of units

Property Type	Number	%
1-unit detached structure	79,910	66%
1-unit, attached structure	2,351	2%
2-4 units	4,637	4%
5-19 units	6,559	5%
20 or more units	3,475	3%
Mobile Home, boat, RV, van, etc	23,611	20%
<b>Total</b>	<b>120,543</b>	<b>100%</b>

Table 28 – Residential Properties by Unit Number

Data Source: 2011-2015 ACS

### Unit Size by Tenure

	Owners		Renters	
	Number	%	Number	%
No bedroom	146	0%	658	2%
1 bedroom	786	1%	3,718	13%
2 bedrooms	9,850	12%	11,324	39%
3 or more bedrooms	69,786	87%	13,163	46%
<b>Total</b>	<b>80,568</b>	<b>100%</b>	<b>28,863</b>	<b>100%</b>

Table 29 – Unit Size by Tenure

Data Source: 2011-2015 ACS

### Describe the number and targeting (income level/type of family served) of units assisted with federal, state, and local programs.

The County's CDBG and HOME programs will target single-family homes as part of the County's owner-occupied housing rehabilitation programs. Over the next five years, the County anticipates assisting more than 100 low- and moderate-income households with many of these households consisting of elderly residents, which experience a significant housing burden.

The County will also continue to support the development of Low Income Housing Tax Credit (LIHTC) developments, usually multi-family developments, throughout the County.

**Provide an assessment of units expected to be lost from the affordable housing inventory for any reason, such as expiration of Section 8 contracts.**

As part of the Consolidated Plan Consultation Process, Lexington Community Development staff followed up with representatives of the Cayce Housing Authority and South Carolina State Housing and Finance and Development Authority and found that the County will lose no affordable housing inventory due to either the expiration of section 8 contracts, demolition, or any other program(s).

However, the Columbia Housing lost the ability to place individuals and families in the Allen Benedict Court, a 246-unit development.

**Does the availability of housing units meet the needs of the population?**

The current state, federal, and local housing programs does not currently meet the myriad of housing needs for the community's severely cost burdened families and or individuals.

**Describe the need for specific types of housing:**

According to the 2011-2015 ACS, the majority of all total households are 3 or more bedrooms, followed by 2 bedrooms, then 1 bedroom, and finally no bedroom. This coincides with Columbia Housing Authority which manages the Cayce Housing Authority's statics with 50% of voucher holders reside in a 3 or more bedroom-sized unit, 34% with 2 bedrooms, and 16% with 1 or zero bedroom(s).

**Discussion**

n/a

## MA-15 Housing Market Analysis: Cost of Housing - 91.210(a)

### Introduction

The following section examines the cost of housing for both homeowners and renters in the County. A review is made of current home values and rents, as well as the recent changes in home values and rents. Finally, a closer look is given to the affordability of the existing housing stock for the residents of the jurisdiction.

### Cost of Housing

	Base Year: 2009	Most Recent Year: 2015	% Change
Median Home Value	133,200	140,500	5%
Median Contract Rent	558	650	16%

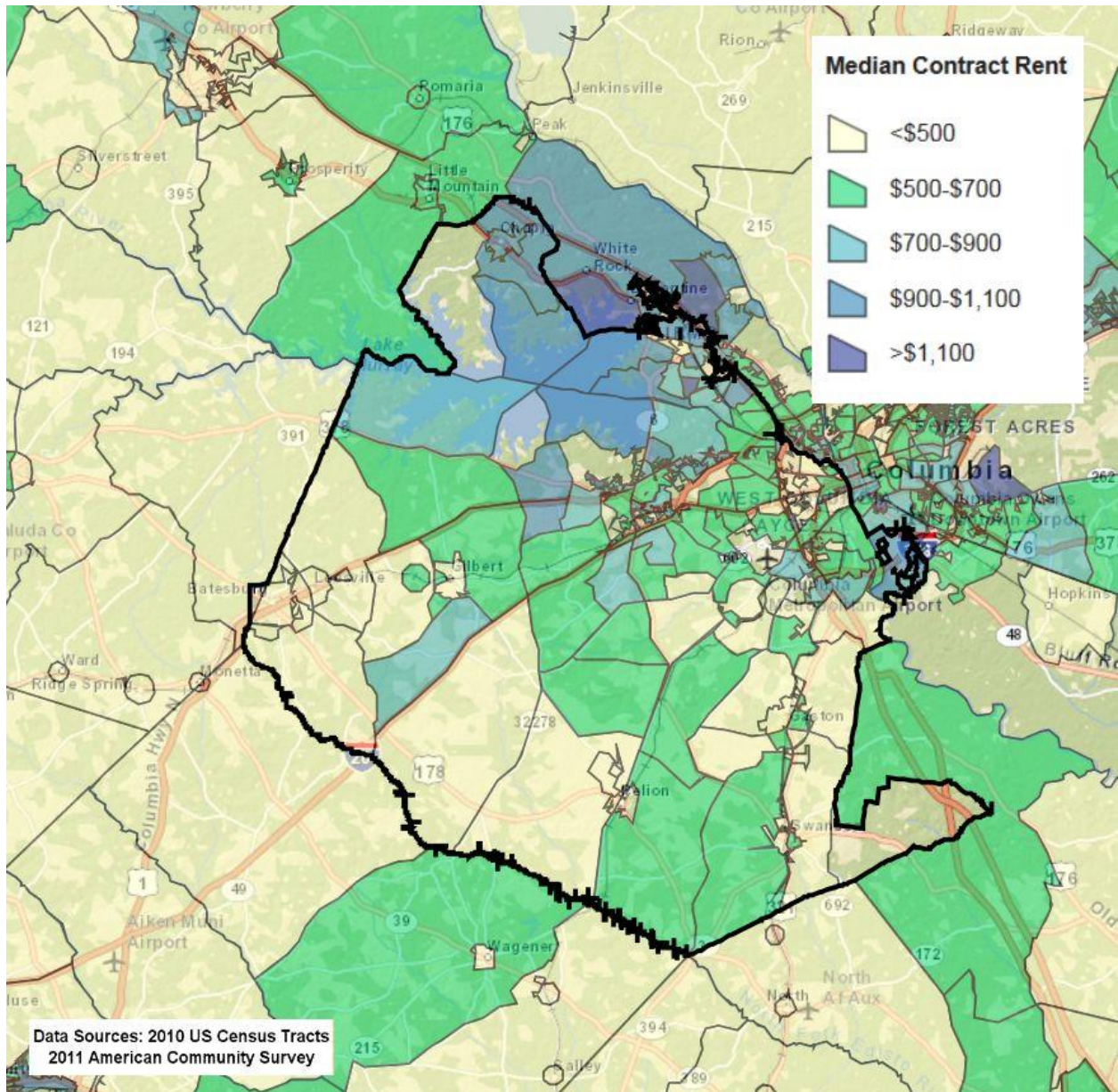
Table 30 – Cost of Housing

Data Source: 2005-2009 ACS (Base Year), 2011-2015 ACS (Most Recent Year)

Rent Paid	Number	%
Less than \$500	9,050	31.4%
\$500-999	16,044	55.6%
\$1,000-1,499	2,475	8.6%
\$1,500-1,999	724	2.5%
\$2,000 or more	545	1.9%
<b>Total</b>	<b>28,838</b>	<b>99.9%</b>

Table 31 - Rent Paid

Data Source: 2011-2015 ACS



**Median Contract Rents**

**Housing Affordability**

% Units affordable to Households earning	Renter	Owner
30% HAMFI	1,966	No Data
50% HAMFI	7,403	9,232
80% HAMFI	18,037	23,089
100% HAMFI	No Data	32,230
<b>Total</b>	<b>27,406</b>	<b>64,551</b>

**Table 32 – Housing Affordability**

Data Source: 2011-2015 CHAS



## Monthly Rent

Monthly Rent (\$)	Efficiency (no bedroom)	1 Bedroom	2 Bedroom	3 Bedroom	4 Bedroom
Fair Market Rent	671	838	959	1,255	1,571
High HOME Rent	671	833	959	1,148	1,261
Low HOME Rent	612	656	787	908	1,013

**Table 33 – Monthly Rent**

Data Source: HUD FMR and HOME Rents

### Is there sufficient housing for households at all income levels?

No there is not sufficient housing for households at all income levels. According to 2011-2015 CHAS data there seems to be a lack of affordable housing for renters in the 30% HAMFI category.

### How is affordability of housing likely to change considering changes to home values and/or rents?

From 2009 to 2015, the County’s median home value increased 5%, from \$133,200 to \$140,500 and the median rent increased 16% from \$558 to \$650. Over the same period, median income only went up 4% from \$51,983 to \$53,857. Without an adequate increase in median income, the number of persons experiencing housing cost-burden will continue to grow.

### How do HOME rents / Fair Market Rent compare to Area Median Rent? How might this impact your strategy to produce or preserve affordable housing?

HOME rents and Fair Market rents are in-line with the Area Median Rent. However, there are significant numbers of cost-burdened households in the community. In order to meet that need, the County will continue to support an aggressive housing acquisition rehab and rental program through the use of its HOME and CDBG funds. What’s more, the County will continue its collaborations and partnerships with South Carolina State Housing and Finance, USDA Rural Development, Columbia Housing, and the Cayce Housing Authority in order to stabilize and increase the number of affordable housing units over the next five years. Additionally, the County’s Grants Administrator is working diligently to increase Community Housing Development Organization (CHDO) capacity and the number of developers that are certified to administer and complete HOME programs in an effort to preserve and increase affordable housing in the County.

## Discussion

### CDBG-DR Specific:

Based on the pre-storm fair market values, the County estimates the average cost for a residential property to be \$164,000 per unit. The County of Lexington CDBG-DR Action Plan divides the affected houses into four specific geographical locations: Pineglen, Challedon, Whitehall, and Coldstream. All four locations were part of the County's Substantial Damage Assessment (SDA) efforts which determined that the average percentage of housing damage, compared to the housing value, to be between 20-30% in each location respectively. This includes the sales price, up to \$15,000 in incentives per unit, demolition costs as well as program management expenses. A one-for-one replacement-housing program would require provided temporary relocation expenses. Given current new construction pricing along with average time expected to build new homes in the area, the County estimates one-for-one replacement costs would average \$200,000 per unit which includes relocation assistance for up to six months.

## MA-20 Housing Market Analysis: Condition of Housing – 91.210(a)

### Introduction

The County of Lexington experienced significant new construction and development during 2000 and the years following. The number of owner-occupied units increased by 26% and the number of renters occupied units grew by 20% (2011-2015 CHAS). The overwhelming majority of existing homes were built between after 1979. Between 1980 and 2020 there were 69,972 units built and only 39,335 units built during 1979 and before.

### Definitions

According to HUD, **24 Code of Federal Regulations (CFR)** - A unit is substandard if it: (1) Is dilapidated; (2) Does not have operable indoor plumbing; (3) Does not have a usable flush toilet inside the unit for the exclusive use of a family; (4) Does not have a usable bathtub or shower inside the unit for exclusive use of a family; (5) Does not have electricity, or has inadequate or unsafe electrical service; (6) Does not have a safe or adequate source of heat; (7) Should, but does not, have a kitchen; or (8) Has been declared unfit for habitation by an agency or unit of government.

Substandard conditions but suitable for rehabilitation are units that do not meet standard conditions but are both financially and structurally feasible for rehabilitation.

### Condition of Units

Condition of Units	Owner-Occupied		Renter-Occupied	
	Number	%	Number	%
With one selected Condition	15,355	19%	12,105	42%
With two selected Conditions	297	0%	858	3%
With three selected Conditions	54	0%	170	1%
With four selected Conditions	0	0%	0	0%
No selected Conditions	64,855	81%	15,723	54%
<b>Total</b>	<b>80,561</b>	<b>100%</b>	<b>28,856</b>	<b>100%</b>

Table 34 - Condition of Units

Data Source: 2011-2015 ACS

### Year Unit Built

Year Unit Built	Owner-Occupied		Renter-Occupied	
	Number	%	Number	%
2000 or later	21,256	26%	5,631	20%
1980-1999	31,700	39%	11,385	39%

Year Unit Built	Owner-Occupied		Renter-Occupied	
	Number	%	Number	%
1950-1979	24,567	31%	10,667	37%
Before 1950	2,962	4%	1,139	4%
<b>Total</b>	<b>80,485</b>	<b>100%</b>	<b>28,822</b>	<b>100%</b>

**Table 35 – Year Unit Built**

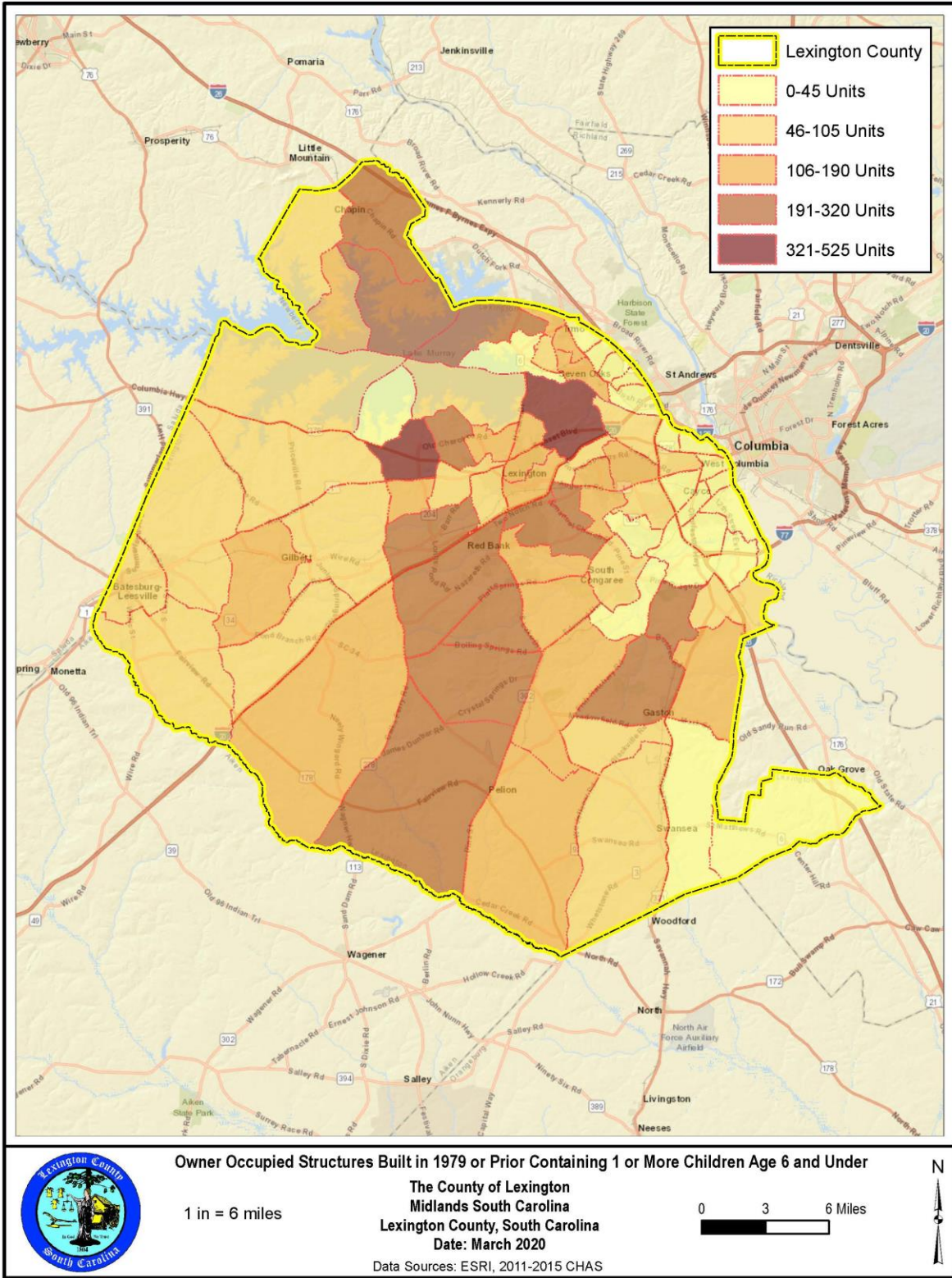
Data Source: 2011-2015 CHAS

**Risk of Lead-Based Paint Hazard**

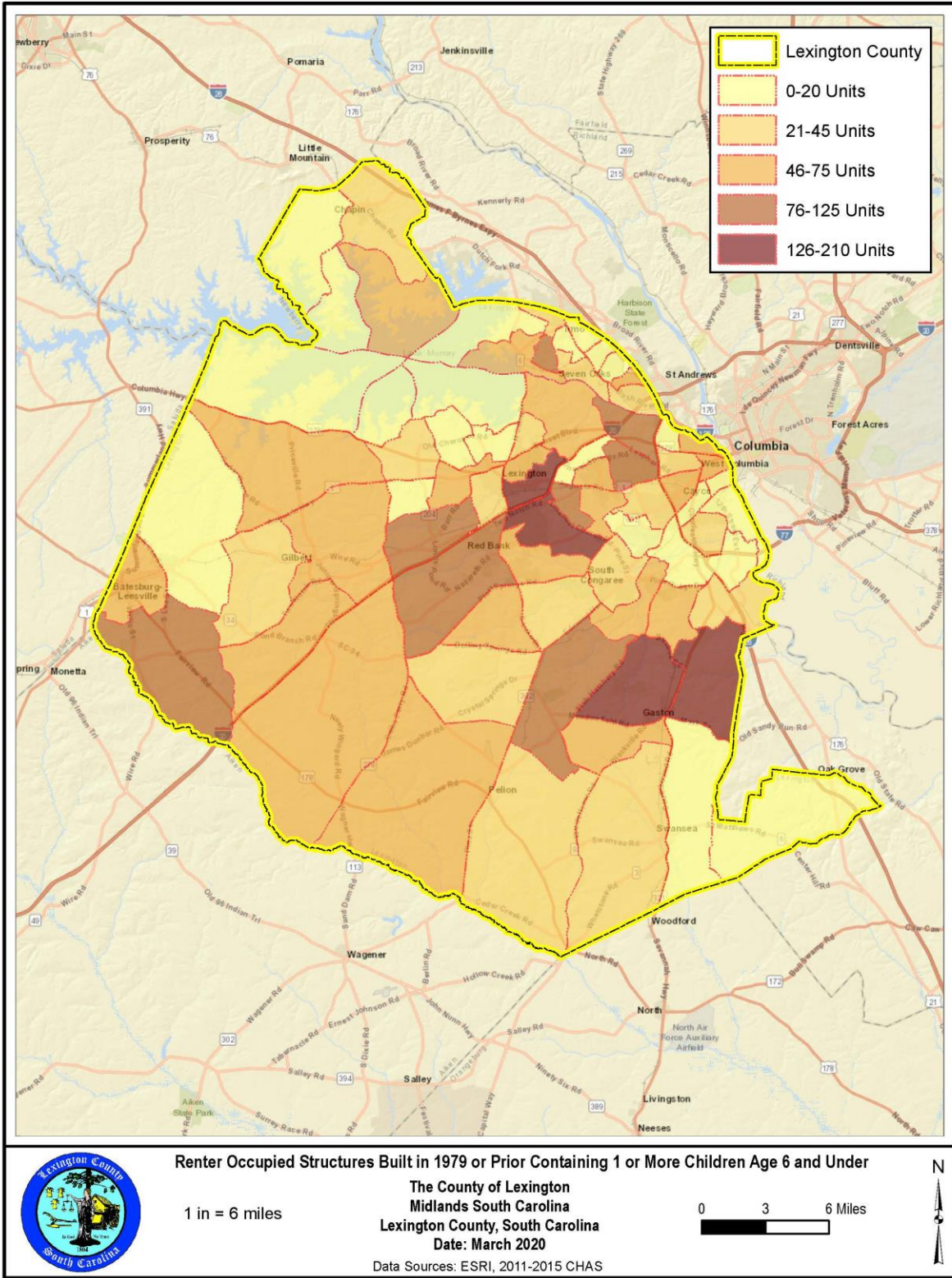
Risk of Lead-Based Paint Hazard	Owner-Occupied		Renter-Occupied	
	Number	%	Number	%
Total Number of Units Built Before 1980	27,529	34%	11,806	41%
Housing Units build before 1980 with children present	12,479	16%	8,926	31%

**Table 36 – Risk of Lead-Based Paint**

Data Source: 2011-2015 ACS (Total Units) 2011-2015 CHAS (Units with Children present)



**Owner Occupied Structures Built Before 1979 With Children Present**



**Renter Occupied Structures Built Before 1979 With Children Present**

## Vacant Units

	Suitable for Rehabilitation	Not Suitable for Rehabilitation	Total
Vacant Units	0	0	0
Abandoned Vacant Units	0	0	0
REO Properties	0	0	0
Abandoned REO Properties	0	0	0

**Table 37 - Vacant Units**

Data Source: 2005-2009 CHAS

## Need for Owner and Rental Rehabilitation

Owner-occupied housing rehabilitation is a high priority for the County, as well as its municipal partners. Each year the County and its partners have extensive waiting lists of people in need of a minor home and comprehensive housing repairs. In many instances, these clients/applicants are elderly individuals on fixed incomes that have been forced to defer maintenance for longer periods of time. The County has made significant investments in owner-occupied housing rehabilitation programs for low- and moderate-income County residents through the use of the Minor Housing Repair Program (CDBG) and the Comprehensive Housing Repair Program (HOME).

## Estimated Number of Housing Units Occupied by Low or Moderate Income Families with LBP Hazards

Lead-based paints were commonly used in the United States until 1978 when the Consumer Product Safety Commission (CPSC) banned its sale of to consumers and banned its application in areas where consumers have direct access to painted surfaces. Homes built prior to then may contain lead-based paints in portions of the home such as window and door frames, walls, ceilings, or in some cases throughout the entire home. While the number of units that contain lead-based paint hazards and are occupied by low- or moderate-income families is not clear, statics do show that there is a total of 12,479 units rented and 8,926 owned that are at risk (2011-2015 ACS).

Children are at highest risk of experiencing lead-based paint related illnesses. According to 2011-2015 CHAS, 12,479 of owner-occupied (16%) and 8,926 of renter-occupied (31%) homes built before 1980 that are at risk of having lead-based paints with children living in the home.

## **Discussion**

In 1992, Congress passed the Residential Lead-Based Paint Hazard Reduction Act, also known as Title X, to protect families from the exposure of lead from paint, dust, and soil. Section 1018 of this law directed HUD and EPA to require the disclosure of known information on lead-based paints and lead-based paint hazards before the sale or lease of most buildings built before 1978.



## MA-25 Public and Assisted Housing – 91.210(b)

### Introduction

Public housing was established to provide decent and safe rental housing for eligible low and moderate-income families, the elderly, and persons with disabilities. Lexington County Community Development supports the Housing Authority of the City of Columbia, SC (Columbia Housing), as well as the Cayce Housing Authority (CHA), which is now managed by Columbia Housing. Moreover, South Carolina State Housing and Finance and Development Authority provide Section 8 Housing Choice Vouchers for residents living throughout the remaining incorporated and unincorporated areas of the community.

### Totals Number of Units

	Program Type								
	Certificate	Mod-Rehab	Public Housing	Vouchers					
				Total	Project -based	Tenant -based	Special Purpose Voucher		
							Veterans Affairs Supportive Housing	Family Unification Program	Disabled *
# of units vouchers available			41						
# of accessible units									
<b>*includes Non-Elderly Disabled, Mainstream One-Year, Mainstream Five-year, and Nursing Home Transition</b>									

**Table 38 – Total Number of Units by Program Type**

Data Source: PIC (PIH Information Center)

**Describe the supply of public housing developments:**

**Describe the number and physical condition of public housing units in the jurisdiction, including those that are participating in an approved Public Housing Agency Plan:**

The Columbia Housing is the largest housing authority in South Carolina. Columbia Housing provides and facilitates affordable housing resources for nearly 6,500 low-income households comprised of approximately 16,000 people. Currently, the Columbia Housing has 1,642 units in its public housing inventory and 4,034 in its housing choice voucher inventory. Columbia Housing's public housing received the PHA score of 87 and the housing choice units received a SEMPA score of 78.

The Cayce Housing Authority, operated by Columbia Housing, has 41 public housing units. These public housing units have an average PHA score of 96. Between 1983 and 1984, the first 40 units were built. To avoid a high concentration of low-income housing, the units were divided into 4 different locations. Most of the housing is in the form of duplexes, but there are 5 single-family homes as well. Spencer Place, another duplex complex, was originally designed for the elderly, but also can serve single persons and the disabled. In 2012, the CHA, with the acquisition of federal funding under the Stimulus Program, was able to add one more housing unit to its inventory. The total number of housing units at the Cayce Housing Authority remains at 41 today. (CHA 2020-2021 Annual Plan).

## Public Housing Condition

Public Housing Development	Average Inspection Score
Housing Authority of Cayce	96

Table 39 - Public Housing Condition

### Describe the restoration and revitalization needs of public housing units in the jurisdiction:

The CHA completed, in 2014, a complete modernization of the original 40 units of housing built-in 1985. The following projects were completed over a five year period using Capital Fund dollars: all roofs were replaced, all kitchen cabinets and fixtures/appliances were replaced, all bathrooms were updated and replaced with water-efficient products, and all windows were replaced. Since the units have brick exteriors, there is minimal exterior maintenance. The single unit purchased in 2012 does not require any updates.

### Describe the public housing agency's strategy for improving the living environment of low- and moderate-income families residing in public housing:

All the communities at the Cayce Housing Authority have representatives that participate in a Community Club which meets every other month. Residents can provide input, such as any concerns they have, to management. The Club also coordinates special events for public housing residents.

The CHA's primary focus for public housing residents is the safety of those residents. The CHA works closely with the City of Cayce Police Department and Lexington County Sheriff's Department to ensure that residents can live safely in those units. All crimes are reported (regardless of the offense, whether minor or major) by the CHA Director of Security to the Executive Director on a weekly basis and a report is sent to the CHA Board of Commissioners for every meeting.

The CHA has an extensive network of partners to provide case management for all public housing residents. These partnerships provide a variety of educational, cultural, and recreational programs for residents. There are also individual programs designed strictly for elderly persons residing at Spencer Place. Additionally, the CHA has a Career Development Program that provides comprehensive training for residents wanting employment or wanting to improve their work status (part-time to full-time and or positions with higher salaries). The CHA also maintains a listing of available jobs in the area and works with local employers to identify potential employment. All of these programs are free to residents. Case managers are also available to work with families on establishing goals such as credit repair, educational attainment, and counseling with individual problems. Case Managers have been trained in VAWA (Violence Against Women Act) compliance.

One of the most important programs for residents is Homeownership Training. The CHA offers a 6-hour course in becoming a homeowner: financing a home, creditworthiness, budgeting, landscaping, home maintenance, and basic terminology for mortgages. Completion of this program also enables public housing residents to participate in special homeownership programs offered through community development agencies and local banks and financial institutions.

**Discussion:**

n/a

## MA-30 Homeless Facilities and Services – 91.210(c)

### Introduction

The County of Lexington is part of a larger cooperative group centered in the Columbia Metropolitan Statistical Area (MSA) that is responsible for tracking, evaluating, and planning to serve homeless, emergency, and transitional housing needs. Supported by several local governments, the Midlands Area Consortium for the Homeless (MACH) and United Way of the Midlands are the lead agencies overseeing the Midlands wide plan to end homelessness, as well as all other homeless remediation implementation efforts. The County and the other various agencies offer homeless shelters and services for a diverse homeless population that includes families with children, the disabled, and the elderly.

### Facilities and Housing Targeted to Homeless Households

	Emergency Shelter Beds		Transitional Housing Beds	Permanent Supportive Housing Beds	
	Year Round Beds (Current & New)	Voucher / Seasonal / Overflow Beds	Current & New	Current & New	Under Development
Households with Adult(s) and Child(ren)	7	0	130	0	0
Households with Only Adults	27	0	17	0	0
Chronically Homeless Households	78	0	28	0	0
Veterans	0	0	84	0	0
Unaccompanied Youth	7	0	0	0	0

**Table 40 - Facilities and Housing Targeted to Homeless Households**

Data Source Comments: Source: United Way of The Midlands, January 2014

**Describe mainstream services, such as health, mental health, and employment services to the extent those services are used to complement services targeted to homeless persons**

Services for the homeless in the County are provided by a wide range of private organizations including faith-based organizations and non-profits. The MACH and United Way of the Midlands are the lead agencies overseeing the Midlands wide plan to end homelessness.

United Way of the Midlands manages the Homeless Management Information System (HMIS). HMIS is a client management system that helps coordinate shelter and services for people who are homeless or struggling with a housing crisis. The services provided include those that help to meet basic needs such as food and housing, as well as the provision of services to meet the critical needs of the homeless and to assist them in becoming self-sustaining. Supportive services include assistance with health and substance abuse issues, employment, education, childcare, transportation, case management, and counseling in areas such as life skills and mental health. Outreach services including mortgage, rental and utility assistance, counseling and advocacy, and legal assistance are also available.

**List and describe services and facilities that meet the needs of homeless persons, particularly chronically homeless individuals and families, families with children, veterans and their families, and unaccompanied youth. If the services and facilities are listed on screen SP-40 Institutional Delivery Structure or screen MA-35 Special Needs Facilities and Services, describe how these facilities and services specifically address the needs of these populations.**

In addition to working with MACH and United Way, the County of Lexington has an extensive network of faith-based and non-profit organizations that are working diligently to address the immediate needs of homeless persons in the community as well as provide wrap-around service to mitigate the situation. The following are the organizations in the County of Lexington which provide services and care to the homeless populations:

- **Sistercare Inc.-** Transitional housing for Lexington women and children facing issues of domestic abuse/battering. Include emergency shelter, children’s counseling services, community support groups, teen counseling services, court advocacy, and a 24-hour crisis/service line. The agency also offers a rural outreach program which includes counseling services and crisis intervention.
- **Mission Lexington (formerly Lexington Interfaith Services)-** Provides food, clothing and housing referrals to Transitions Homeless Facility

- **Midlands Housing Alliance/Transitions Homeless Facility**- Though located in Richland County, the transitional housing facility reports 11% as County of Lexington residents.
- **Chris Meyers' Children's Place**- A family campus in Lexington that provides housing for families in need. The facility, operated by Christ Central Ministries, works with mothers and children to encourage mental, physical, emotional, and spiritual growth.
- **Midlands Transitional Retreat** –The Central Midlands Transitional Retreat is a housing facility in Lexington designed exclusively for Veterans of the United States Armed Forces. In addition to transitional housing, the facility provides financial, counseling, education, training and employment consultation. The Retreat provides emotional, physical, and mental stabilization for 75 veterans annually.
- **Samaritan's Well-Shelter for Women**-Homeless shelter for women and women with children (to include males of up to 12). The facility also offers life skills training.
- **Lexington County Community Mental Health Center (LCCMHC)** – Provides mental health service and residential treatment to persons experiencing homelessness, to include intensive youth programs.
- **Hannah House** - Transitional living facility for homeless women and their children. Their vision is to create a self-sufficient woman capable of caring for their children and building a future for her family.

## **MA-35 Special Needs Facilities and Services – 91.210(d)**

### **Introduction**

There are four primary groups with non-homeless special needs in the County. They are the elderly and frail elderly, those with HIV/AIDS and their families, those with alcohol and/or drug addiction, and the mentally or physically disabled. This section will explain who they are, what their needs are, and how the County is accommodating or should accommodate these needs.

**Including the elderly, frail elderly, persons with disabilities (mental, physical, developmental), persons with alcohol or other drug addictions, persons with HIV/AIDS and their families, public housing residents and any other categories the jurisdiction may specify, and describe their supportive housing needs**

**Elderly** - Elderly persons generally need an environment that provides for several areas of assistance and convenience. First, the availability of healthcare is important, since health problems generally become more prevalent as one ages. Second, the availability of assistance with daily activities such as shopping, cooking, and housekeeping becomes more important as people grow older. Also, the proximity of basic goods and services such as those provided by pharmacies and grocery stores grows increasingly important as a person becomes less able to drive or walk. Third, the availability and ease of transportation is important for the same reason. Fourth, safety is a concern, since older Americans, especially those living alone, are particularly vulnerable to crime and financial exploitation. Fifth, weather and climate are considerations for many elderly people since these are often factors in ease of transit in addition to health. In a survey conducted by S.C. Department of Parks, Recreation, and Tourism, this ranked high on the list of important factors for quality of life for those 50 years of age and older.

**Alcohol/Other Drug Addictions** - Individuals dealing with addiction often require housing that will provide a safe and sober place to recover. It is important that these persons have access to health services, support groups, employment assistance, and access to family and friends. Additionally, detox facilities are necessary when addiction is recognized.

**Persons with HIV/AIDS and Their Families** - Medical and social support is important for residents living with HIV/AIDS. While there have been a lot of advances in the medical treatment of HIV/AIDS, it is important to provide specialized support. Family and friends must have access to information and facts and accessible to the individual. Medical facilities also must be nearby.



**Mental and Physical Disabilities** - Individuals with disabilities encompass a wide range of skill levels and abilities. Individuals with disabilities are more likely to have fixed income and limited housing options. This requires additional support to ensure the availability of accessible and affordable housing.

**Describe programs for ensuring that persons returning from mental and physical health institutions receive appropriate supportive housing**

The County works to ensure that persons returning from mental and physical health institutions receive appropriate supportive housing. The following programs help to provide supportive housing for this population:

**Lexington Richland Alcohol Drug Addiction Center (LRADAC)** - Is a nonprofit agency that provides prevention, intervention and treatment programs to citizens. LRADAC helps citizens in all 46 counties of the state of SC. LRADAC groups are all peer support groups that teach life skills and provide education on the dangers of using alcohol and other substances.

**Three Rivers Behavioral Health** - Three Rivers offers 3 different outpatient programs for those who can return home. Their programs provide treatment for adolescents and adults who struggle with psychiatric problems and/or seek help for addictive disease recovery.

**Lexington County Community Mental Health Center (LCCMHC)** – An outpatient facility that is part of the South Carolina Department of Mental Health serving the County of Lexington. In partnership with local government, affordable housing providers and mental health professionals, a continuum among the services offered are assessments, referrals and case management services involving prevention, intervention, and follow-up. Their treatment services are individually tailored to the needs of each person and they offer a wide array of interventions that focus on recovery and prevention.

**Intensive Residential Treatment Programs** – This program strives to improve the quality of life and increase stability in the community and promote optimal mental health for County residents receiving care. The Residential Treatment program is supported by individual Homeshare Providers, contracted apartment complexes, and a network of private Community Residential Care Facilities who help to promote the success of clients in the community.

**Homeshare** – Homeshare is an innovative placement option for psychiatrically disabled individuals in need of a stable living environment and re-integration into the community after hospitalization. Clients in Homeshare are matched with caregivers in the community who are willing to share their homes and work with the Homeshare Team to meet the needs of the client.

**Assisted Living Program (ALP)** – ALP is a supported apartment program for clients with chronic psychiatric disabilities who need significant support to integrate into the community and prevent re-hospitalization. The ALP team consists of a fulltime case manager who assists the client with independent living skills and a part-time nurse who provides support with medication.

**Specify the activities that the jurisdiction plans to undertake during the next year to address the housing and supportive services needs identified in accordance with 91.215(e) with respect to persons who are not homeless but have other special needs. Link to one-year goals. 91.315(e)**

Over the next year the County will fund the following programs that will specifically provide services to the special needs population:

CDBG:

**Infrastructure & Public Facilities**

Waterline Upgrade Project, City of West Columbia

BLEC Bathroom Renovations, Brookland Center of Community Economic Change

Fire Ladder Truck, City of Cayce

**Public Service**

A Taste of Home – Arc Kitchen and Delivery

Diabetic Food Banks, Harvest Hope

Irmo Chapin Recreation Commission Afternoon Adventures for Children with Disabilities

Irmo Chapin Recreation Commission Athletic Rental Program

Midlands Housing Alliance/Transitions Homeless Shelter

Boys and Girls Club – BE GREAT Academy

**Affordable Housing/Neighborhood Revitalization**

Acquisition, Rehabilitation of Affordable Housing

Minor Home Repair Program

**HOME:**

Affordable Housing /Neighborhood Revitalization

Comprehensive Housing Rehabilitation Program

Homeownership Assistance Program (Down Payment Assistance)

Community Housing Development Organization (CHDO)

**ESG:**

Sistercare, Inc.

United Ways of the Midlands (HMIS Reporting)

Midlands Housing Alliance/Transitions (HMIS Reporting)

-

**For entitlement/consortia grantees: Specify the activities that the jurisdiction plans to undertake during the next year to address the housing and supportive services needs identified in accordance with 91.215(e) with respect to persons who are not homeless but have other special needs. Link to one-year goals. (91.220(2))**

n/a

## **MA-40 Barriers to Affordable Housing – 91.210(e)**

### **Negative Effects of Public Policies on Affordable Housing and Residential Investment**

Fair housing has long been an important issue in American urban policy, a problem born in discrimination and fueled by growing civil unrest that reached a boiling point during the Civil Rights Movement. The passing of the Fair Housing Act in 1968 was a critical step towards addressing this complex problem, but it was far from a solution. Since the passing of the Act, community groups, private businesses, concerned citizens, and government agencies at all levels have worked earnestly at battling housing discrimination. The Fair Housing Act mandates that the U.S. Department of Housing and Urban Development (HUD) “affirmatively further fair housing” through its programs. Towards this end, HUD requires that the County of Lexington undertake fair housing planning (FHP) in order to proactively take steps that will lead to less discriminatory housing markets and better living conditions for minority groups and vulnerable populations. The County of Lexington has experienced continuous, explosive growth over the past few decades.

Although public policies are made with the intention to positively address the needs of citizens in the jurisdiction, there are times where they may have an unforeseen negative effect on certain aspects of the community, which in this case is affordable housing and residential investment. Affordable housing and public and private residential investments are key components in furthering fair housing in any community.

To identify these negative effects and further the purpose of the Fair Housing Act, the U.S. Department of Housing and Urban Development made it a legal requirement that entitlement grantees affirmatively further fair housing. The main tool communities have for identifying contributing factors that lead to a negative effect on the community is the Analysis of Impediments of Fair Housing Choice (AI).

The following is a list of commonly perceived barriers to fair housing identified by residents and local governments of Lexington County.

1. Lack of infrastructure
2. Lack of transportation to work
3. Lack of affordable rental and homeownership choices
4. Lack of funds for housing
5. Lack of housing counseling services
6. Lack of model tools and strategies to facilitate the provision of affordable housing
7. Effects of predatory lending
8. Not in My Back Yard (NIMBY) Factor

9. Community perceptions

## MA-45 Non-Housing Community Development Assets – 91.215 (f)

### Introduction

With a rich historical background and promises of a strong future, Lexington County provides a diverse community, endless economic opportunities, and prosperous growth. The County links together unsurpassed industry-leading healthcare facilities, higher education institutions, recreation opportunities, cultural opportunities, and community activities. This section provides insight into the economic development landscape of Lexington County.

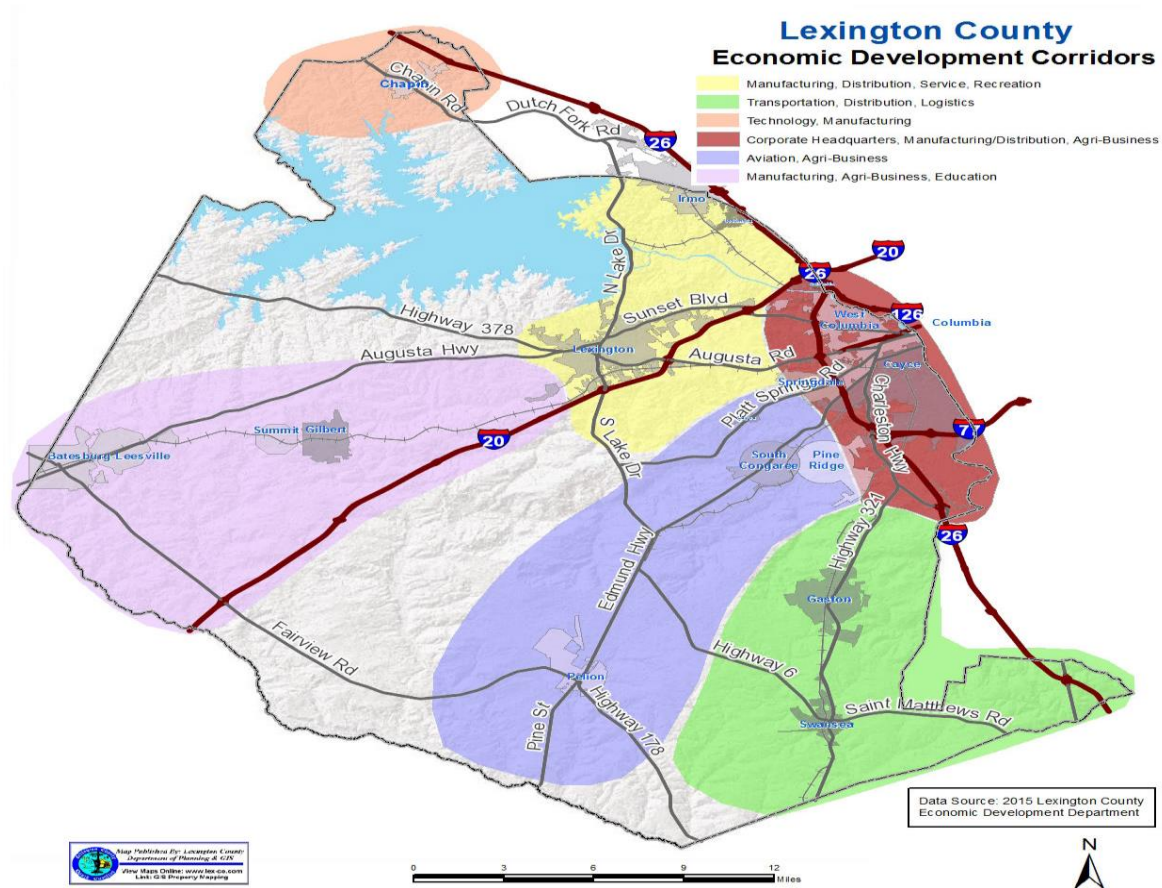
### Economic Development Market Analysis

#### Business Activity

Business by Sector	Number of Workers	Number of Jobs	Share of Workers %	Share of Jobs %	Jobs less workers %
Agriculture, Mining, Oil & Gas Extraction	1,007	918	1	1	0
Arts, Entertainment, Accommodations	12,496	11,874	14	14	0
Construction	6,314	6,088	7	7	0
Education and Health Care Services	13,821	10,554	15	12	-3
Finance, Insurance, and Real Estate	8,292	4,584	9	5	-4
Information	1,706	1,601	2	2	0
Manufacturing	10,366	10,299	12	12	0
Other Services	3,659	3,540	4	4	0
Professional, Scientific, Management Services	7,458	5,430	8	6	-2
Public Administration	0	0	0	0	0
Retail Trade	14,201	15,176	16	18	2
Transportation and Warehousing	4,271	8,081	5	9	4
Wholesale Trade	6,103	7,153	7	8	1
Total	89,694	85,298	--	--	--

**Table 41 - Business Activity**

Data Source: 2011-2015 ACS (Workers), 2015 Longitudinal Employer-Household Dynamics (Jobs)



**Economic Development Corridors**



Workforce needs of the business community to include skills, certifications, tools and technology required by major employment sectors:

Needs by Industry	Skill Groups needed	Tools and Technology	Certifications needed
Retail	Customer service, interpersonal skills, cashier skills, basic problem solving	Scanners, cash register, calculator	-
Health Care	Customer service, medication administration, nursing care and skills	Hemodialysis units, data base software, hazardous material, medical software, Word processing software, Presentation software	Certified CNA, Basic Life Support (BLS) Certification, Advanced Cardiac Life Support (ACLS), CPR, Pediatric Advanced Life Support (PALS), Certification in Occupational Therapy, CMA, Family Nurse Practitioner, EMT
Manufacturing	Production operations, assembly and fabrication, metal working, transportation and material moving, installation, maintenance and repair, architecture and engineering skills	Very large variety of tools and technology with specifics based on goods manufactured	Audio Engineer, Carpentry and framer certification, Certified Electrician, Forklift Operator, Industrial Maintenance Technician, Nuclear Systems Technology, Manufacturing Certification
Accommodations and Food Services	Customer service, interpersonal skills, restaurant management, transportation/logis	Cash register, commercial use cooking equipment, delivery trucks, Web platform	Pediatric Advanced Life Support (PALS), CPR, Certified Stroke Rehabilitation Specialist (CSRS), CDL, Arbitrator

**Workforce Needs 1**

	tics, cooking skills	development software, Spreadsheet software, Word processing software	Certification
Educational Services	Customer service, interpersonal skills, administrative assistant skills, teaching methods, bookkeeper skills, program planning and leadership	Spreadsheet software, Laminators, Facsimile machines, Operating systems, Presentation software, Data base software, Word processing	Certified Higher Education Professional, BLS certification, CAN, CPR, CMA, EMT, Certified Surgical Technologist, Certification in Occupational Therapy, Registered Health Information Technician (RHIT), CPA
Administrative, Support, Waste Management and Remediation	Customer service, interpersonal skills, problem solving, welding, time management, application development	Forklifts, ladders, Work processing software, operating system software, Web platform development, presentation software, Spreadsheet software	CDL, BLS certification, ACLS, CPR Certification, CPA, CAN, Occupational Therapy Certification, PALS, Cisco Certified (CCNA) and (CCNP)
Professional, Scientific and Technical	Customer service, problem solving, tax preparation, interpersonal skills, business development, information systems manager	Operating system software, Web platform development software, operating systems, presentation software, Computer servers, templates, forklifts, project management software	CDL, CPA, Certified Information Systems Security Professional (CISSP), CCNP, Information Technology Infrastructure Library Certification (ITIL), Project Management Professional (PMP), Security + Certification, Certified Fork Lift Operator, Microsoft Certified Solutions Developer

**Workforce Needs 2**

## Labor Force

Total Population in the Civilian Labor Force	147,715
Civilian Employed Population 16 years and over	136,455
Unemployment Rate	7.57
Unemployment Rate for Ages 16-24	25.94
Unemployment Rate for Ages 25-65	4.76

**Table 42 - Labor Force**

Data Source: 2011-2015 ACS

Occupations by Sector	Number of People
Management, business and financial	31,473
Farming, fisheries and forestry occupations	5,672
Service	11,909
Sales and office	35,545
Construction, extraction, maintenance and repair	13,777
Production, transportation and material moving	9,098

**Table 43 – Occupations by Sector**

Data Source: 2011-2015 ACS

## Travel Time

Travel Time	Number	Percentage
< 30 Minutes	81,765	64%
30-59 Minutes	40,468	32%
60 or More Minutes	6,029	5%
<b>Total</b>	<b>128,262</b>	<b>100%</b>

**Table 44 - Travel Time**

Data Source: 2011-2015 ACS

## Travel Time Table

The Travel Time Table shows that the majority of County residents work relatively close to home and travel 30 minutes or less to work.

**Education:**

Educational Attainment by Employment Status (Population 16 and Older)

Educational Attainment	In Labor Force		Not in Labor Force
	Civilian Employed	Unemployed	
Less than high school graduate	7,579	1,455	5,649
High school graduate (includes equivalency)	28,795	2,421	9,869
Some college or Associate's degree	38,355	2,301	9,205
Bachelor's degree or higher	38,970	1,098	6,081

**Table 45 - Educational Attainment by Employment Status**

Data Source: 2011-2015 ACS

Educational Attainment by Age

	Age				
	18–24 yrs	25–34 yrs	35–44 yrs	45–65 yrs	65+ yrs
Less than 9th grade	351	1,182	1,188	1,774	2,730
9th to 12th grade, no diploma	3,288	2,558	2,461	5,553	3,948
High school graduate, GED, or alternative	8,542	8,926	9,251	22,984	12,335
Some college, no degree	9,164	9,672	8,451	16,019	7,360
Associate's degree	996	3,523	3,950	8,528	2,382
Bachelor's degree	2,175	8,069	7,976	14,254	5,573
Graduate or professional degree	83	3,305	4,652	8,082	3,720

**Table 46 - Educational Attainment by Age**

Data Source: 2011-2015 ACS

Educational Attainment – Median Earnings in the Past 12 Months

Educational Attainment	Median Earnings in the Past 12 Months
Less than high school graduate	616,379
High school graduate (includes equivalency)	832,572
Some college or Associate's degree	987,023
Bachelor's degree	1,306,157
Graduate or professional degree	1,292,808

**Table 47 – Median Earnings in the Past 12 Months**

Data Source: 2011-2015 ACS

**Based on the Business Activity table above, what are the major employment sectors within your jurisdiction?**

The majority of County workers are employed in 1) Retail Trade and 2) Education and Health Care Services, followed by, 3) Arts/Entertainment/Accommodations, and then 4) Manufacturing. While there are few barriers to entry for unskilled workers, the tourism and retail industries industry often provides relatively low wages and, in many cases, only seasonal employment.

**Describe the workforce and infrastructure needs of the business community:**

The comprehensive economic development strategy (CEDS) plan for the Central Midlands economic development district (Fairfield, Newberry, Richland and Lexington County) highlights there is a need in the Agriculture Workforce. Over a 20-year span, there was been a 223% increase in growth in local food demand.

Other strategic target sectors that the Central Midlands CEDS plans to focus on are insurance and technical industries, transportation, distribution, logistics, advanced manufacturing, arts, recreation, tourism, and construction/development (Central Midlands CEDS).

Investment in the region's infrastructure is a critical component of economic development. The region has been successful in developing an expansive water distribution and sewer collection system serving the urbanized areas. However, the lack of consolidation of water and sewer service providers across the region presents a number of challenges for both rural and urban areas.

Another infrastructure need is broadband access in rural areas (Central Midlands CEDS).

**Describe any major changes that may have an economic impact, such as planned local or regional public or private sector investments or initiatives that have affected or may affect job and business growth opportunities during the planning period. Describe any needs for workforce development, business support or infrastructure these changes may create.**

One of the region's goals is to, coordinate solutions for workforce development, that directly integrate regional and local economic development and growth plans. The strategy that has been put in place to accomplish this is:

- Close the skills gap by increasing workforce training programs match to high opportunity jobs
- Enrich the relationship between business and education, with more embedded programs in school and with adaptive curricula
- Adopt STEM Premier

- Develop region-wide employability skills training programs for the high school, transitioning workforce, and existing workforce levels
- Create apprenticeship programs
- Create incentives to retain and recruit immigrant workforce
- Develop an integrated solution to attract and retain talent
- Develop a centralized database of service providers and outreach programs serving limited English proficiency populations

Some major changes that have/had an economic impact to the County include:

### **Transportation**

The region plans to make significant investments in the transportation system in the coming years. According to the CEDS, approximately \$404M will be invested in interstate widening projects and \$183M invested in road widening projects. Some of these projects include/included:

S-48 Corridor Improvement - Plan to make improvements to the corridor in order to provide traffic congestion relief.

US 21 Bridge Replacement over Congaree Creek

Carolina Crossroads - The Carolina Crossroads I-20/26/126 Corridor Improvement project is the number one interstate priority for South Carolina.

I-26 at US 21 Interchange Improvements - the SCDOT proposes to make improvements to correct geometric deficiencies and support increased traffic anticipated for the interchange.

### **Kardex Remstar**

Kardex Remstar is a Swiss manufacturing company specializing in materials handling & automated storage solutions. They announced they will be building a new 180,000sq. ft. facility in Lexington County Industrial Park. The project represent an \$18 million investment and will create at least 40 jobs.

### **Nephron Pharmaceuticals Corporation**

Nephron A global leader in the production of generic respiratory medications and blow-fill-seal contract manufacturing is expanding their operations in the County. The company's \$215.8 million investment will create 380 new jobs.

### **How do the skills and education of the current workforce correspond to employment opportunities in the jurisdiction?**

The current workforce skills and education have shown improvement in the region. However, the region still faces a gap in fields such as advanced manufacturing, engineering, and computer science. To help this issue the technical college system continues to develop programming with regional workforce needs. Also, there are numerous other public, private, and non-governmental entities working collaboratively to expand the region's capacity to meet changing labor needs.

**Describe any current workforce training initiatives, including those supported by Workforce Investment Boards, community colleges and other organizations. Describe how these efforts will support the jurisdiction's Consolidated Plan.**

The regional Workforce Investment Board and the Midlands Workforce Development Board work closely with Midlands Technical College to provide educational and training opportunities for individuals that are unemployed and/or those seeking new job opportunities. These efforts will help to improve the overall skilled workforce in the region.

The Workforce development groups include:

- Midlands Technical College
- SC Works Center
- University of South Carolina (primary campus)
- South Carolina Vocational Rehabilitation Department
- DSS Division of Employment Services
- National Guard Operation Palmetto Employment
- SC Department of Employment and Workforce

The County has partnered with Goodwill Industries in an effort to increase employment opportunities for our community's low-and-moderate or chronically unemployed or underemployed individuals. Over the next five years, the Community Development staff is committed to supporting non-profit groups and organizations that are committed to matching low-and-moderate income job seekers with training programs and certifications that are readily available for high-demand fields.

**Does your jurisdiction participate in a Comprehensive Economic Development Strategy (CEDS)?**

Yes

**If so, what economic development initiatives are you undertaking that may be coordinated with the Consolidated Plan? If not, describe other local/regional plans or initiatives that impact economic growth.**

The County of Lexington is undertaking neighborhood economic revitalization by creating viable employment, job training, and income-generating opportunities through the support and development of successful small business enterprises. (Arc of the Midlands, Habitat for Humanity, Midlands Housing Alliance/Transitions)

**Discussion**

n/a



## **MA-50 Needs and Market Analysis Discussion**

### **Are there areas where households with multiple housing problems are concentrated? (include a definition of "concentration")**

The most common housing problem for low- and moderate-income households in the County is being cost-burdened. This is most evident in the low- and moderate-income renter households. As the maps in previous sections have identified, the largest numbers of cost-burdened households are found geographically dispersed throughout the County with the heaviest concentrations of cost-burdened households in the rural communities of Batesburg- Leesville, South Congaree, and Pelion and in the urbanized communities of West Columbia and the City of Cayce. For the purposed of this report, the County defined concentration as a census tract or community having a cost-burdened population at least 20 percentage points higher than the statistical MSA.

### **Are there any areas in the jurisdiction where racial or ethnic minorities or low-income families are concentrated? (include a definition of "concentration")**

A high concentration of low- and moderate-income household and neighborhoods tend to exist in the more urbanized corridors of the County, which tend to have higher concentrations of minorities in certain block groups and census tracts. These areas include census tracts in the communities of Lexington, West Columbia, Cayce, Springdale, Gaston, Batesburg-Leesville, Pelion, and South Congaree.

For the purposed of this report, the County defined concentration as a census tract or community having a cost-burdened population at least 20 percentage points higher than the statistical MSA.

### **What are the characteristics of the market in these areas/neighborhoods?**

Some of the characteristics of the County's LMA areas include low numbers of low- and moderate homeownership, a lack of neighborhood stability, and low social capital or resources within the communities. The housing marketing in the urban areas of the County tends to be competitive due to employment opportunities, access to public transportation, and commercial businesses. This also goes for suburban areas surrounding the urban center.

### **Are there any community assets in these areas/neighborhoods?**

Urban areas provide for easier access to employment centers, public transportation, retail, medical, and service providers, however, some neighborhoods have been over looked for new development and investments. The housing and development boom in the area focused on expansion and new development, rather than on infill redevelopment. As identified in the strategic plan, there are many

pocket communities throughout the County that have become neglected over the past decade or more. However, there are communist assets in these areas such as:

### **Education**

The County has five public school districts which are among the best in the State of South Carolina, annually ranking at or near the top in highest SAT scores among public schools in the state. According to the Public School Review (2020) there are 69 public schools in Lexington County, serving 50,284 students. The top ranked public schools in the County are Chapin High School, Gray Collegiate Academy and Lexington High School.

### **Colleges and Universities**

The County is within minutes of several outstanding four-year private and public colleges and university; The University of South Carolina, Allen University, Benedict College, Columbia Biblical Seminary & Columbia International University, and Newberry College.

### **Medical Center**

Lexington Medical Center is recognized as one of the leading healthcare providers in the nation and offers area residents the very best in healthcare services. The medical center also employs more than 5,200 people and offers a wide array of community outreach programs, education, and health screenings. Palmetto Health also serves the County and delivers care across the Midlands at six hospitals. Palmetto Health is nationally recognized as one of the best places to work and receive care.

### **Park Recreation**

The County has natural beauty, friendly people and outstanding recreation that can be enjoyed all year round. Local, state and national parks which offer diverse nature and sports opportunities. These parks include Dreher Island State Park, Peach Tree Rock, and several recreation areas all along the more than 500 miles of shoreline.

### **Cultural**

Cultural offerings within the County include the highly regarded Riverbanks Zoo & Garden, Columbia Museum of Art, Edventure and the Columbia City Ballet.

### **History**

There is an abundance of museums and collections depicting events from South Carolina's history including the American Revolution, the Civil War, and World War I and II. The South Carolina Statehouse grounds are a short drive away as are several museums: Lexington County Museum, the SC State Museum, the Modjeska Monteith Simkins House, and the MannSimons Site.

### **Landscape and Open Space Ordinance**

The County's ordinance serves to protect and enhance the character, appearance, and image of Lexington County through attractive and creative landscape design and open space; to ensure the land-use compatibility through the use of vegetation and open space as transition areas and screening; and

to preserve scenic, canopied tree corridors. The ordinance applies to all residential attached activities, mobile homes parks, all residential subdivisions, and all non-residential development in the designated portions of the unincorporated areas of Lexington County.

**Are there other strategic opportunities in any of these areas?**

Many of these neglected communities are located in the more rural communities of the County and in the heart of some of the urban areas specifically within the municipalities of Cayce and West Columbia. The concentrated efforts to redevelop these neighborhoods will no doubt have a larger impact on these communities which will serve as a development and investment catalyst for the entire County. Also, the neighborhoods in the urban areas tend to be quite expensive, especially for low- and moderate-income households. There is an opportunity to increase the supply of affordable housing in these neighborhoods.

## **MA-60 Broadband Needs of Housing occupied by Low- and Moderate-Income Households - 91.210(a)(4), 91.310(a)(2)**

### **Describe the need for broadband wiring and connections for households, including low- and moderate-income households and neighborhoods.**

Broadband wiring and connections pose an important role in supporting economic growth, job creation, improved education, health care, and public safety. According to the Federal Communications Commission and National Telecommunication and Information Administration, Lexington County is the 29th most connected city in South Carolina. Approximately 1,000 people in Lexington County don't have access to any wired internet.

### **Describe the need for increased competition by having more than one broadband Internet service provider serve the jurisdiction.**

It is important to have more than one broadband internet service provider to choose from because otherwise, one company could charge more than the average bill, cap bandwidth, and provide substandard download speeds. When competing cable companies are present, cable bills typically decrease, and service improves. There are 700 people in Lexington County that have access to only one internet provider available at their address, leaving them with no option to switch.

## **MA-65 Hazard Mitigation - 91.210(a)(5), 91.310(a)(3)**

### **Describe the jurisdiction's increased natural hazard risks associated with climate change.**

According to the Central Midlands Comprehensive Economic Development Strategy, temperatures are projected to increase as a result of greenhouse gases in the atmosphere. The climate models consistently project both higher overnight (minimum) and afternoon (maximum) temperatures. The number of extremely high heat days, about 95 degrees, will also likely increase. This increase in temperature can cause more evaporation and a more rapid loss in soil moisture. When this happens during a dry spell, future droughts will be more intense.

### **Describe the vulnerability to these risks of housing occupied by low- and moderate-income households based on an analysis of data, findings, and methods.**

These weather changes will directly impact water quality and availability for the region as well as the natural and human systems that rely on this resource. As the population grows in the County there will be an increased competition for water and that may also impact water quality due to land-use change and decreased pervious surfaces near bodies of water. Unfortunately, households of low-and moderate-income, and particularly those who also include children, elderly, or the disabled may experience increased challenges during recovery from a natural disaster.

# Strategic Plan

## SP-05 Overview

### Strategic Plan Overview

Consistent with HUD’s mission, the County’s mission is to increase homeownership, support community development, and increase access to affordable housing free from discrimination. To fulfill this mission, the County of Lexington will embrace high standards of ethics, management, and accountability and will continue to form new partnerships that leverage resources and improve HUD’s ability to be effective on the community level. The County has one simple but very ambitious goal: to continue to create a County of growth and opportunity for all by making the neighborhoods better places to work, live, and play.

**CDBG-DR Specific:** The goal of the County of Lexington’s CDBG-DR program is to address the outstanding housing needs of the low to moderate-income (LMI) citizens of Lexington County, as well as other aspects of the County’s long-term recovery. This can be accomplished by improving the quality of housing stock, provide homelessness prevention and homeless housing and services, improve public infrastructure and public facilities, provide public services, demolish dilapidated structures, and support fair housing education and services. All expenditures will meet one of three national objectives: 1. benefit low-to-moderate income households, 2. elimination or prevention of slums and blight, and 3. urgent need.

## SP-10 Geographic Priorities – 91.215 (a)(1)

### Geographic Area

Table 48 - Geographic Priority Areas

1	<b>Area Name:</b>	Geographic Priority Area
	<b>Area Type:</b>	The County of Lexington Serves all of Unincorporated and Incorporated Lexington County. No priority
	<b>Other Target Area Description:</b>	The County of Lexington Serves all of Unincorporated and Incorporated Lexington County. No priority
	<b>HUD Approval Date:</b>	
	<b>% of Low/ Mod:</b>	
	<b>Revital Type:</b>	
	<b>Other Revital Description:</b>	
	<b>Identify the neighborhood boundaries for this target area.</b>	All Unincorporated and Incorporated areas within Lexington County
	<b>Include specific housing and commercial characteristics of this target area.</b>	
	<b>How did your consultation and citizen participation process help you to identify this neighborhood as a target area?</b>	
	<b>Identify the needs in this target area.</b>	
	<b>What are the opportunities for improvement in this target area?</b>	
	<b>Are there barriers to improvement in this target area?</b>	
2	<b>Area Name:</b>	The Count of Lexington has not designated specific priority areas
	<b>Area Type:</b>	The County of Lexington services as the CDBG and HOME Administrator for 14 diverse regions
	<b>Other Target Area Description:</b>	The County of Lexington services as the CDBG and HOME Administrator for 14 diverse regions
	<b>HUD Approval Date:</b>	

<b>% of Low/ Mod:</b>	
<b>Revital Type:</b>	
<b>Other Revital Description:</b>	
<b>Identify the neighborhood boundaries for this target area.</b>	
<b>Include specific housing and commercial characteristics of this target area.</b>	
<b>How did your consultation and citizen participation process help you to identify this neighborhood as a target area?</b>	
<b>Identify the needs in this target area.</b>	
<b>What are the opportunities for improvement in this target area?</b>	
<b>Are there barriers to improvement in this target area?</b>	

### **General Allocation Priorities**

Describe the basis for allocating investments geographically within the jurisdiction (or within the EMSA for HOPWA)

Describe the basis for allocating investments geographically within the jurisdiction (or within the EMSA for HOPWA)

The Lexington County Office of Community Developments Grant Programs Division is the Lead Agency for the CDBG, HOME and ESG programs in coordination with local and state agencies, as well as private groups and organizations. Other governmental entities involved in the implementation of this plan included: the Lexington County Planning, and GIS, Zoning and Finance Department offices, Clemson University, The Central Midlands Council of Governments, The Cayce Housing Authority, United Way, and The City of Columbia. This collaboration aided in avoiding duplication of efforts as well as improving the timing of projects. The successful implementation of the Strategic Plan will require continued coordination between the County and our municipalities, unincorporated areas, neighborhood associations, and service providers (i.e., emergency shelters, transitional housing providers, permanent supportive housing providers, and other agencies providing supportive services to the underserved populations of the County. An Intergovernmental Agreement between the County and its fourteen (14) municipal partners was executed during September of 2014 in order to maximize the coordination and leveraging of CDBG and HOME resources in order to positively impact our entire community.



## SP-25 Priority Needs - 91.215(a)(2)

### Priority Needs

Table 49 – Priority Needs Summary

1	<b>Priority Need Name</b>	Substandard Owner Occupied Housing
	<b>Priority Level</b>	High
	<b>Population</b>	Extremely Low Low Moderate Large Families Families with Children Elderly Elderly Frail Elderly Persons with Mental Disabilities Persons with Physical Disabilities
	<b>Geographic Areas Affected</b>	The County of Lexington Serves all of Unincorporated and Incorporated Lexington County. No priority
	<b>Associated Goals</b>	Homebuyer Assistance Program Lead-Based Paint Hazards Reduction Owner Occupied Housing Rehabilitation 2015 CDBG-Disaster Recovery
	<b>Description</b>	There is a statistically significant number of homes constructed prior to 1980 in the County. This coupled with the number of extremely low-income, low-income, and elderly homeowners experiencing a housing cost burden, makes the rehabilitation of owner-occupied housing a priority need.
	<b>Basis for Relative Priority</b>	In addition to input from the community, the cost burden experienced by low and very low-income homeowners makes it difficult for existing homeowners to complete general repairs and maintenance on their homes.
2	<b>Priority Need Name</b>	Public Services
	<b>Priority Level</b>	High

	<b>Population</b>	Extremely Low Low Moderate Large Families Families with Children Elderly Public Housing Residents Families with Children Victims of Domestic Violence Unaccompanied Youth Elderly Frail Elderly Persons with Mental Disabilities Persons with Physical Disabilities Persons with Developmental Disabilities Persons with Alcohol or Other Addictions Persons with HIV/AIDS and their Families Victims of Domestic Violence Non-housing Community Development
	<b>Geographic Areas Affected</b>	The County of Lexington Serves all of Unincorporated and Incorporated Lexington County. No priority
	<b>Associated Goals</b>	Education/Promotion of Fair Housing Practices Housing for Non-Homeless Special Population Public Services
	<b>Description</b>	Public Services address the myriad of non-homeless special needs population of the County's low-and-moderate income residents, to include issues of mental health, workforce training, and development, services for the elderly, youth, as well as battered women and children and food sustainability programs. During the need assessment process, more than 50% of survey respondents rated public service projects extremely important to their quality of life.
	<b>Basis for Relative Priority</b>	During the community assessment process, survey responders rated youth services, domestic abuse services, as well as public services for the homeless and seniors as among the highest priorities for the County of Lexington, therefore the support of public service projects that address the myriad of needs identified by the community is of high priority.
<b>3</b>	<b>Priority Need Name</b>	Homebuyer Assistance Program
	<b>Priority Level</b>	High

	<b>Population</b>	Low Moderate Large Families Families with Children Elderly Public Housing Residents Rural Individuals Families with Children veterans Victims of Domestic Violence Elderly Frail Elderly Persons with Physical Disabilities Victims of Domestic Violence
	<b>Geographic Areas Affected</b>	The County of Lexington Serves all of Unincorporated and Incorporated Lexington County. No priority
	<b>Associated Goals</b>	Homebuyer Assistance Program
	<b>Description</b>	Low-income renter households often find it difficult to save money for the purchase of a home. Increased opportunities for homeownership warrant increased production of affordable housing units and the development of loan programs with favorable loans.
	<b>Basis for Relative Priority</b>	Low-income renter households often find it difficult to save money for the purchase of a home. Increased opportunities for homeownership increase economic sustainability for low and moderate-income residents. Moreover, throughout the public input and assessment process, the County's residents rated homebuyer programs as a priority.
4	<b>Priority Need Name</b>	Public Facilities and Infrastructure Development
	<b>Priority Level</b>	High

	<b>Population</b>	Extremely Low Low Moderate Middle Large Families Families with Children Elderly Public Housing Residents Rural Individuals Mentally Ill Persons with HIV/AIDS Victims of Domestic Violence Unaccompanied Youth Elderly Frail Elderly Persons with Physical Disabilities Persons with Developmental Disabilities Persons with HIV/AIDS and their Families Victims of Domestic Violence Non-housing Community Development
	<b>Geographic Areas Affected</b>	The County of Lexington Serves all of Unincorporated and Incorporated Lexington County. No priority
	<b>Associated Goals</b>	Public Facilities/Infrastructure Development Public Services 2015 CDBG-Disaster Recovery
	<b>Description</b>	Adequate public facilities and improvements, including but not limited to streets, sidewalks, water, sewer, parks, playgrounds, and other facilities. As part of the Five Year Consolidated Plan, County staff has identified rural communities as having needs for recreation infrastructure.
	<b>Basis for Relative Priority</b>	During the need’s assessment process the Grants Program Division was able to identify a myriad of infrastructure needs in Lexington’s low-and-moderate income areas. The needs ranged from water and sewer lines to sidewalks and streets and public facilities, to include community and youth centers.
5	<b>Priority Need Name</b>	Education/Promotion of Fair Housing Practices
	<b>Priority Level</b>	High

	<b>Population</b>	Extremely Low Low Moderate Large Families Families with Children Elderly Public Housing Residents Elderly Frail Elderly Persons with Mental Disabilities Persons with Physical Disabilities Persons with Alcohol or Other Addictions Persons with HIV/AIDS and their Families Victims of Domestic Violence
	<b>Geographic Areas Affected</b>	The County of Lexington Serves all of Unincorporated and Incorporated Lexington County. No priority
	<b>Associated Goals</b>	Education/Promotion of Fair Housing Practices Public Services
	<b>Description</b>	The County of Lexington will partner with the South Carolina Fair Housing Center, Columbia Housing, the Cayce Housing Authority (managed by Columbia Housing), the Urban League of Columbia, and the Greater Columbia Community Relations Council to assist Lexington in addressing its impediments to fair housing. This program includes seminars, the education of low-and-moderate income residents as well as the education of the mortgage, realty, and banking communities.
	<b>Basis for Relative Priority</b>	The County of Lexington recognizes that citizens have a general lack of knowledge regarding Fair Housing Practices. Section 104 (b) (2) and 106 (d) (5) of the Housing and Community Development Act of 1974 as amended, specifically requires that the County certify that it will affirmatively further fair housing. Congress reiterated this affirmative obligation in the National Affordable Housing Act of 1990 (NAHA).
<b>6</b>	<b>Priority Need Name</b>	Lead-Based Paint Hazard Reduction
	<b>Priority Level</b>	High

	<b>Population</b>	Extremely Low Low Moderate Large Families Families with Children Elderly
	<b>Geographic Areas Affected</b>	The County of Lexington Serves all of Unincorporated and Incorporated Lexington County. No priority
	<b>Associated Goals</b>	Housing for Non-Homeless Special Population Lead-Based Paint Hazards Reduction Owner Occupied Housing Rehabilitation
	<b>Description</b>	The County of Lexington is committed to addressing hazards associated with Lead-Based Paint. This is a focus for our youth and adults as well. This program is conducted in cooperation with our homeowner occupied rehabilitation program. All homes built prior to 1979 are properly tested and, when required, lead remediation is conducted as part of the over-all rehabilitation effort.
	<b>Basis for Relative Priority</b>	The hazards associated with lead-based paint are a greater concern for low-income families that do not have the financial resources to make their homes lead-safe.
<b>7</b>	<b>Priority Need Name</b>	Housing for Non-Homeless Special Population
	<b>Priority Level</b>	High
	<b>Population</b>	Extremely Low Low Moderate Large Families Families with Children Elderly Public Housing Residents Elderly Frail Elderly Persons with Mental Disabilities Persons with Physical Disabilities Persons with Developmental Disabilities Persons with HIV/AIDS and their Families Victims of Domestic Violence

	<b>Geographic Areas Affected</b>	The County of Lexington Serves all of Unincorporated and Incorporated Lexington County. No priority
	<b>Associated Goals</b>	Housing for Non-Homeless Special Population
	<b>Description</b>	The County of Lexington is committed to addressing hazards associated with Lead-Based Paint. This is a focus for the youth and adults as well. This program is conducted in cooperation with our homeowner occupied rehabilitation program. All homes built prior to 1979 are properly tested and, when required, lead remediation is conducted as part of the over-all rehabilitation effort.
	<b>Basis for Relative Priority</b>	The development cost pressures of the recent growth in the region have limited the development and availability of permanent and affordable rental housing for individuals with special needs. Priority special needs populations include elderly persons, individuals with physical and/or mental disabilities, and those at risk for homelessness.
8	<b>Priority Need Name</b>	Action on Homeless
	<b>Priority Level</b>	High
	<b>Population</b>	Low Rural Chronic Homelessness Individuals Families with Children Mentally Ill veterans Victims of Domestic Violence Unaccompanied Youth
	<b>Geographic Areas Affected</b>	The County of Lexington Serves all of Unincorporated and Incorporated Lexington County. No priority
	<b>Associated Goals</b>	Action on Homeless Homebuyer Assistance Program
	<b>Description</b>	The County and its partners will assist households with rapid re-housing to prevent homelessness and to provide overnight shelter for homeless individuals. This goal also includes HMIS administration.

<b>Basis for Relative Priority</b>	The development cost pressures of the recent growth in the region have limited the development and availability of permanent and affordable rental housing for individuals with special needs. Priority special needs populations include elderly persons, individuals with physical and/or mental disabilities, and those at risk for homelessness
------------------------------------	---

**Narrative (Optional)**

The highest priority for the County of Lexington, along with its municipal, and non-profit partners is the continued revitalization of the County’s low- and moderate-income areas, or LMA’s, through the promotion of the availability of decent and affordable housing by prioritizing funding for the rehabilitation of housing occupied by LMI households. Adequate public facilities and improvements, including but not limited to infrastructure and neighborhood revitalization, improve the living environments of residents and provides access to services. The County is committed to assisting non-profits that aid all LMI residents (including women, children, fathers, elderly and persons with disabilities) in increasing their quality of life.



## SP-30 Influence of Market Conditions – 91.215 (b)

### Influence of Market Conditions

Affordable Housing Type	Market Characteristics that will influence the use of funds available for housing type
Tenant Based Rental Assistance (TBRA)	The County of Lexington will not utilize CDBG or HOME funds for TBRA.
TBRA for Non-Homeless Special Needs	The County of Lexington will not utilize CDBG or HOME funds for TBRA Non-Homeless Special Needs.
New Unit Production	The County of Lexington will not utilize CDBG funds for New Unit Production. CDBG funds will be used for affordable housing and Neighborhood Revitalization. HOME funds will be used for CHDOs and Acquisition and Affordable Housing as well as Neighborhood Revitalization and working with Habitat for Humanity in the construction of new homes for low-income families.
Rehabilitation	The County will continue to provide CDBG and HOME funds to support owner-occupied housing rehabilitation programs for households at or below 80% AMI in an effort to preserve affordable ownership opportunities and ensure that the homeowner's homes are up to code and provide for a safe environment. Approximately 60% of the homeowners assisted with CDBG and HOME funds are in homes built prior to 1979. This indicated not only the need for major repairs but the significant likelihood that lead-based paint abatement is needed.
Acquisition, including preservation	Due to the high cost of purchasing a home, Lexington County's HOME Investment Partnership program will continue to loan funds to approved local CHDO's to acquire, rehab and rent to low-income families decent, safe and affordable homes, as well as continue with the first time homebuyer program.

**Table 50 – Influence of Market Conditions**

## SP-35 Anticipated Resources - 91.215(a)(4), 91.220(c)(1,2)

### Introduction

Community Development Block Grant (CDBG), HOME, and Emergency Solutions Grant program (ESG) are the different types of funds that the County of Lexington receives directly from HUD. For the program year 2020-2021, the County anticipates receiving \$1,846,440 for CDBG, \$708,445 for HOME, and \$157,288 for ESG. On October 22, 2020, Lexington County received a "Corrected Notice" from CPD noting that there was an error in HUD's initial formula allocations for fiscal year (FY) 2020 CDBG and HOME program. CDBG funds were reduced from \$1,846,440 to \$1,846,159 and HOME was reduced from \$708,445 to \$708,281.

### Anticipated Resources

Program	Source of Funds	Uses of Funds	Expected Amount Available Year 1				Expected Amount Available Remainder of ConPlan \$	Narrative Description
			Annual Allocation: \$	Program Income: \$	Prior Year Resources: \$	Total: \$		
CDBG	public - federal	Acquisition Admin and Planning Economic Development Housing Public Improvements Public Services	1,846,159	33,978	0	1,880,137	7,384,636	This includes anticipated funding for PY 2020-2021 only

Program	Source of Funds	Uses of Funds	Expected Amount Available Year 1				Expected Amount Available Remainder of ConPlan \$	Narrative Description
			Annual Allocation: \$	Program Income: \$	Prior Year Resources: \$	Total: \$		
HOME	public - federal	Acquisition Homebuyer assistance Homeowner rehab Multifamily rental new construction Multifamily rental rehab New construction for ownership TBRA	708,281	27,215	0	735,496	2,833,124	This includes anticipated funding for PY 2020-2021 only
ESG	public - federal	Conversion and rehab for transitional housing Financial Assistance Overnight shelter Rapid re-housing (rental assistance) Rental Assistance Services Transitional housing	157,288	0	0	157,288	629,152	This includes anticipated funding for PY 2020-2021 only

Table 51 - Anticipated Resources

**Explain how federal funds will leverage those additional resources (private, state and local funds), including a description of how matching requirements will be satisfied**

A total of \$61193 of leveraged funds (Program Income), is expected in this year's annual action plan. The match/leveraged funds are satisfied in each project by the Subrecipient documenting their matching funds in the monthly reporting system, or when they request reimbursement for the activity that they were funded through the use of CDBG, ESG, and HOME funds. In addition, the County's grant staff goes out on at least a yearly basis and monitors each Subrecipient on site. The staff reviews each file's documentation and requests a copy of their audit to ensure that there are/were no findings. The staff provides technical assistance where needed to all Subrecipients. Additionally, an annual meeting is held for all Subrecipients to inform and help them implement a successful program and understand program requirements and guidelines.

**If appropriate, describe publically owned land or property located within the jurisdiction that may be used to address the needs identified in the plan**

Community facilities and services are available to all County residents in the quest to meet the day-to-day needs of the community and to enhance the overall quality of life. Community Facilities are divided into several categories: general government facilities; educational facilities; libraries, and park and recreation facilities. The Central Midlands Regional Transit Authority is a provider of fixed route bus service and demand-responsive Para-transit service for the more urbanized communities of Lexington. The CMRTA offers fares and monthly passes at a discount to college students, senior citizens, and customers with physical and mental disabilities. Service animals are permitted to accompany individuals with disabilities on all vehicles.

**Discussion**

n/a

## SP-40 Institutional Delivery Structure – 91.215(k)

Explain the institutional structure through which the jurisdiction will carry out its consolidated plan including private industry, non-profit organizations, and public institutions.

Responsible Entity	Responsible Entity Type	Role	Geographic Area Served
Lexington County Community Development	Government	Economic Development Homelessness Ownership Planning Rental neighborhood improvements public facilities public services	Jurisdiction
UNITED WAY OF THE MIDLANDS	Non-profit organizations	Economic Development Homelessness Non-homeless special needs Planning public services	Jurisdiction
CENTRAL MIDLANDS WORKFORCE DEVELOPMENT BOARD	Regional organization	Economic Development Non-homeless special needs Planning neighborhood improvements public facilities public services	Region
TOWN OF LEXINGTON	Government	Economic Development Non-homeless special needs Planning neighborhood improvements public facilities public services	Jurisdiction

<b>Responsible Entity</b>	<b>Responsible Entity Type</b>	<b>Role</b>	<b>Geographic Area Served</b>
CITY OF CAYCE	Government	Economic Development Non-homeless special needs Planning Public Housing neighborhood improvements public facilities public services	Jurisdiction
City of Columbia	Government	Economic Development Non-homeless special needs Planning neighborhood improvements public facilities public services	Jurisdiction
CITY OF WEST COLUMBIA	Government	Economic Development Non-homeless special needs Planning public facilities public services	Jurisdiction
TOWN OF SOUTH CONGAREE	Government	Economic Development Non-homeless special needs Planning neighborhood improvements public facilities public services	Jurisdiction
Town of Summit	Government	Economic Development Planning	Jurisdiction

Responsible Entity	Responsible Entity Type	Role	Geographic Area Served
TOWN OF CHAPIN	Government	Economic Development Planning	Region

**Table 52 - Institutional Delivery Structure  
Assess of Strengths and Gaps in the Institutional Delivery System**

Among the strengths of the delivery system is the existing collaborative network of providers. Implementing the Consolidated Plan requires strong participation by local organizations and stakeholders. The main gaps in the current delivery system are related to funding and staffing issues. Many non-profits are utilizing less and less funding to do the same amount of work, if not more work. The limited amount of resources available affects the number of people that can be housed with Section 8 vouchers or VASH vouchers, the number of people that emergency shelter can serve, and the number of public services that can be provided. Providers in the County are doing as much as they can with the resources available.

**Availability of services targeted to homeless persons and persons with HIV and mainstream services**

Homelessness Prevention Services	Available in the Community	Targeted to Homeless	Targeted to People with HIV
<b>Homelessness Prevention Services</b>			
Counseling/Advocacy	X	X	X
Legal Assistance	X	X	
Mortgage Assistance	X		
Rental Assistance	X	X	
Utilities Assistance	X	X	
<b>Street Outreach Services</b>			
Law Enforcement	X	X	
Mobile Clinics	X	X	
Other Street Outreach Services	X	X	
<b>Supportive Services</b>			
Alcohol & Drug Abuse	X	X	
Child Care	X	X	X
Education	X	X	X
Employment and Employment Training	X	X	X
Healthcare	X		
HIV/AIDS	X		

Life Skills	X		
Mental Health Counseling	X	X	
Transportation	X		
<b>Other</b>			

**Table 53 - Homeless Prevention Services Summary**

**Describe how the service delivery system including, but not limited to, the services listed above meet the needs of homeless persons (particularly chronically homeless individuals and families, families with children, veterans and their families, and unaccompanied youth)**

The County of Lexington is part of the Continuum of Care (CoC), of the Midlands Area Consortium for the Homeless (MACH), a consortium representing 14 Counties across the Midlands of South Carolina. This allows the County to pool its resources and effectively advocate for issues and initiatives aimed at helping to end homelessness. These services include homeless/emergency shelter, transitional housing, permanent supportive housing, supportive services, emergency food, meals, clothing, medical services, mental health services, rental and utility assistance, and many other appropriate services. Each year, a Point-in-Time Count (PIC) is made of the persons residing in shelter and transitional facilities and living unsheltered in the County. MACH and the United Way are the lead agencies overseeing the County 10-Year Plan implementation. Their mission is to empower individuals and families to restore hope, achieve stability, and thrive through quality support services, advocacy, and education. They will work to provide effective solutions and accessible delivery services to eliminate chronic homelessness and to strengthen the Countys effectiveness at addressing homelessness. The following is a list of service providers that are available to homeless persons and persons with HIV:

**Samaritan's Well** - Transitional shelter for women and children.

**Family Promise of the Midlands** - Family Promise helps families transition out of homelessness. They provide intensive case management to families to assist them in meeting their greatest needs. They will provide support services for budgeting, job and life skills, transportation, assistance in securing housing and resources, and referrals.

**Transitional Homeless Recovery Center** - Help move people from homelessness to permanent housing.

**The Mission/Oliver Gospel Mission**- The Mission provides beds and food for homeless men. They also provide a 4-phase recovery program that aims to assist men in becoming successful, recovered and productive members of the community. They also provide the Hand-Up Program to help men overcome the barriers that prevent them from finding employment.

**Toby's Place** -Help equip women with life skills needed for responsible living in order to help provide a sustainable life for them and their children. Women have the opportunity to meet with professional licensed counselors, attend life skill classes, and learn job skills to get them back in the workforce.

**Palmetto Place Children's Shelter**- A shelter for abused and neglected children and homeless teens throughout the state of SC. They provide access to after-school programs, tutoring, recreational and social activities.

**Women's Shelter** - They provide beds and transitional housing for women. They help women with food, clothing, transportation, counseling, educational programs, and dental health services.



**Describe the strengths and gaps of the service delivery system for special needs population and persons experiencing homelessness, including, but not limited to, the services listed above**

The County works closely with each homeless organization. Local planning efforts have focused on various ways to address the issues of homelessness and chronic homelessness. The Midlands is making progress in the provision of housing and services to the chronic homeless within the Continuum. When individuals enter the CoC, their providers are able to implement case management and appropriate housing and supportive services to target their special needs. One concept is to prioritize affordable rentals for very low-income persons to prevent a slide into homelessness. Another way is to use grant funds and other funds to build affordable housing in areas of need. One of the gaps that exist in the system of providing homeless services is the overall lack of funding available to provide shelter housing, permanent housing, and wrap-around supportive services to the homeless populations in Lexington. Furthermore, funding cuts and position freezes make it difficult for staff to provide services. Additionally, there is a need for increased coordination among service providers, especially with the increased demand for services and the increase in the number of clients seeking assistance.

**Provide a summary of the strategy for overcoming gaps in the institutional structure and service delivery system for carrying out a strategy to address priority needs**

## SP-45 Goals Summary – 91.215(a)(4)

### Goals Summary Information

Sort Order	Goal Name	Start Year	End Year	Category	Geographic Area	Needs Addressed	Funding
1	Owner Occupied Housing Rehabilitation	2020	2024	Affordable Housing Non-Homeless Special Needs	Geographic Priority Area	Lead-Based Paint Hazard Reduction Substandard Owner Occupied Housing	CDBG: \$360,400 HOME: \$925,000
2	Homebuyer Assistance Program	2020	2024	Affordable Housing	Geographic Priority Area	Action on Homeless Homebuyer Assistance Program Substandard Owner Occupied Housing	HOME: \$200,000
3	Housing for Non-Homeless Special Population	2020	2024	Affordable Housing	Geographic Priority Area	Housing for Non-Homeless Special Population Lead-Based Paint Hazard Reduction Public Services	CDBG: \$750,000 HOME: \$2,062,265
4	Public Facilities/Infrastructure Development	2020	2024	Non-Housing Community Development	Geographic Priority Area	Public Facilities and Infrastructure Development	CDBG: \$4,904,800
5	Education/Promotion of Fair Housing Practices	2020	2024	Affordable Housing	Geographic Priority Area	Education/Promotion of Fair Housing Practices Public Services	CDBG: \$25,000
6	Lead-Based Paint Hazards Reduction	2020	2024	Lead Based Paint Hazard Remediation	Geographic Priority Area	Lead-Based Paint Hazard Reduction Substandard Owner Occupied Housing	CDBG: \$33,500

Sort Order	Goal Name	Start Year	End Year	Category	Geographic Area	Needs Addressed	Funding
7	Public Services	2020	2024	Non-Homeless Special Needs	Geographic Priority Area	Education/Promotion of Fair Housing Practices Public Facilities and Infrastructure Development Public Services	CDBG: \$1,337,060
8	Action on Homeless	2020	2024	Homeless	Geographic Priority Area	Action on Homeless	ESG: \$786,440
9	Administration	2020	2024	Administration	Geographic Priority Area		CDBG: \$1,820,035 HOME: \$354,140
10	2015 CDBG-Disaster Recovery	2016	2020	Affordable Housing Homeless Non-Homeless Special Needs Housing Buyout	Geographic Priority Area	Public Facilities and Infrastructure Development Substandard Owner Occupied Housing	

Table 54 – Goals Summary

**Goal Descriptions**

1	<b>Goal Name</b>	Owner Occupied Housing Rehabilitation
	<b>Goal Description</b>	Among the highest priorities for the County of Lexington and its partners is to continue to revitalize our communities through the promotion of the availability of decent housing by prioritizing funding for the rehabilitation of housing occupied by low-and-moderate income households.
2	<b>Goal Name</b>	Homebuyer Assistance Program
	<b>Goal Description</b>	The Homebuyer (Down Payment Assistance) Program will assist the County in the areas of affordable housing and neighborhood redevelopment. The County is aggressively funding its homebuyer assistance/down payment assistance program over the next five years.
3	<b>Goal Name</b>	Housing for Non-Homeless Special Population
	<b>Goal Description</b>	The outcome of this goal is to make available a minimum of 25 affordable housing units accommodate special housing needs in the County. The Development and/or support for the development and operation of additional housing units for the County of Lexington's non-homeless special needs populations is among the highest priorities for the County.
4	<b>Goal Name</b>	Public Facilities/Infrastructure Development
	<b>Goal Description</b>	The outcome of this goal includes funding and developing projects that provide for public facilities and infrastructure such as water, sewer, sidewalks, and other projects that will benefit Lexington's LMI populations throughout Lexington County. Adequate public facilities and improvements, including, but not limited to streets, sidewalk, water, sewer, parks, playgrounds, and other public facilities are major goals for the county.
5	<b>Goal Name</b>	Education/Promotion of Fair Housing Practices
	<b>Goal Description</b>	The outcome of this goal is creating access and housing opportunities for the County of Lexington's residents, regardless of race, color, religion, sex, handicap, familial status, or national origin, etc.
6	<b>Goal Name</b>	Lead-Based Paint Hazards Reduction
	<b>Goal Description</b>	The County of Lexington is committed to addressing the hazards associated with Lead-Based Paint. This program is conducted in cooperation with our homeowner occupied rehabilitation program. All homes built prior to 1979 are properly tested, and when required, lead remediation is included as part of the overall rehabilitation efforts.

7	<b>Goal Name</b>	Public Services
	<b>Goal Description</b>	The County of Lexington is committed to supporting a myriad of public service organizations as these non-profit and faith-based organizations improve the lives of our citizens through programs for children and persons with disabilities, assist with Continuum of Care and our residents struggle with food insecurity and other needs. As a rule, the County allocates 15% of its annual CDBG allocation for public service programs.
8	<b>Goal Name</b>	Action on Homeless
	<b>Goal Description</b>	The County and its partners will assist households with rapid re-housing to prevent homelessness and to provide overnight shelter for homeless individuals. This goal also includes HMIS administration.
9	<b>Goal Name</b>	Administration
	<b>Goal Description</b>	Lexington County will administer the CDBG, HOME and ESG federal programs. Funding allocated includes program income.
10	<b>Goal Name</b>	2015 CDBG-Disaster Recovery
	<b>Goal Description</b>	Lexington County received \$21,370,000 in CDBG Disaster Recovery funds due to the 2015 October Historic Floods. These funds will be used for Planning, Administration, Public Infrastructure Improvements, Housing Buyouts and Minhour Housing Rehabilitation.

**Estimate the number of extremely low-income, low-income, and moderate-income families to whom the jurisdiction will provide affordable housing as defined by HOME 91.315(b)(2)**

Over the next five years (2020-2024) the County of Lexington anticipates rehabilitating a minimum of 100 single-family housing units. The County will work with CHDO's, non-profits, and for-profit developers to increase the availability of single-family and multi-family housing units to include housing for low-income families, seniors, the homeless and persons with disabilities. The County will continue to support Public Services and assist at least 20,000 residents through enhanced public services to include the support of food stability programs, fair housing seminars, youth sports programs, programs for seniors, job-training programs and programs for youth and persons with disabilities. A Lead-based Paint Hazard Reduction of every pre-1978 unit will have a lead inspection/risk assessment that is accessed for housing rehabilitation. When lead is found, a certified lead contractor will remediate it. It is estimated that nearly 27,000 units in the County have issues of lead abatement.

Over the next five years, the County of Lexington will aggressively educate and promote activities associated with issues of fair housing. It is anticipated that the County's' fair housing efforts over the next five years will affect more than 1,000 persons. Finally, the Grant Programs Divisions believes that 10,000 or more persons throughout the County will benefit from new or improved infrastructure improvements in low-income neighborhoods and at least 75 low-and-moderate income residents will benefit from workforce training programs supported by CDBG funding. The County is a responsible and

ethical steward of the resources provided for the betterment of the community and the County will continue to make a positive impact in the community.

## **SP-50 Public Housing Accessibility and Involvement – 91.215(c)**

### **Need to Increase the Number of Accessible Units (if Required by a Section 504 Voluntary Compliance Agreement)**

Section 504 is a federal law that prohibits discrimination on the basis of disability in federally-assisted programs or activities. The Columbia Housing Authority does not have a Section 504 Voluntary Compliance agreement and is in compliance with all regulations. All new communities have been built with handicapped accessible units meeting ADA requirements.

The Cayce Housing Authority, managed by Columbia Housing, is in compliance with Section 504. In the original forty units of construction, two units meet the ADA standards: one in the family unit complex (Poplar and Wilkerson) and one in the elderly complex (Spencer Place). If a resident has a need for Reasonable Accommodation for entry to a public housing unit, the CHA has purchased several handicapped ramps that can adjust to any unit entrance. These are stored in the Central Warehouse until a resident makes the request and has the medical documentation for assistance.

### **Activities to Increase Resident Involvements**

The Cayce Housing Authority (CHA) has several programs available to housing authority clients/clients

Including: 1) Family Self-Sufficiency, 2) Financial Literacy Education, 3) First Time Homebuyer Education and 4) a potential homebuyer support program, these are activities geared toward increasing resident involvement:

1. All of the communities at the Cayce Housing Authority have representatives that participate in a Community Club that meets every other month. Residents can provide input to management as to concerns. The Club also coordinates special events for public housing residents.
2. The CHA's primary focus for public housing residents is resident safety. The CHA works closely with the City of Cayce Police Department and Lexington County Sheriff's Department to ensure that residents can live safely in those units. All crimes reported (regardless of the offense, whether minor or major) by the CHA Director of Security to the Executive Director on a weekly basis and a report is sent to the CHA Board of Commissioners for every meeting.
3. The CHA has an extensive network of partners to provide case management for all public housing residents. These partnerships provide a variety of educational, cultural, and recreational programs for residents. There are also individual programs designed strictly for elderly persons residing at Spencer Place. Additionally, the CHA has a Career Development Program that provides comprehensive training for residents wanting employment or wanting to improve their work status (part-time to full-time and or positions with higher salaries). The CHA also maintains a listing of available jobs in the area and works with local employers to identify potential employment. All of these programs are free to residents. Case managers are also available to

work with families on establishing goals such as credit repair, educational attainment, and counseling with individual problems. Case Managers have been trained in VAWA (Violence Against Women Act) compliance.

4. One of the most important programs for residents is Homeownership Training. The CHA offers a 6-hour course in becoming a homeowner: financing a home, creditworthiness, budgeting, landscaping, home maintenance, and basic terminology for mortgages. Completion of this program also enables public housing residents to participate in special homeownership programs offered through community development agencies and local banks and financial institutions.

**Is the public housing agency designated as troubled under 24 CFR part 902?**

N/A

**Plan to remove the ‘troubled’ designation**



## **SP-55 Barriers to affordable housing – 91.215(h)**

### **Barriers to Affordable Housing**

Fair housing has long been an important issue in American urban policy, a problem born in discrimination and fueled by growing civil unrest that reached a boiling point during the Civil Rights Movement. The passing of the Fair Housing Act in 1968 was a critical step towards addressing this complex problem, but it was far from a solution. Since the passing of the Act, community groups, private businesses, concerned citizens, and government agencies at all levels have worked earnestly at battling housing discrimination. The Fair Housing Act mandates that the U.S. Department of Housing and Urban Development (HUD) “affirmatively further fair housing” through its programs. Towards this end, HUD requires that the County of Lexington undertake fair housing planning (FHP) in order to proactively take steps that will lead to less discriminatory housing markets and better living conditions for minority groups and vulnerable populations. The County of Lexington has experienced continuous, explosive growth over the past few decades.

Although public policies are made with the intention to positively address the needs of citizens in the jurisdiction, there are times where they may have an unforeseen negative effect on certain aspects of the community, which in this case is affordable housing and residential investment. Affordable housing and public and private residential investments are key components in furthering fair housing in any community.

To identify these negative effects and further the purpose of the Fair Housing Act, the U.S. Department of Housing and Urban Development made it a legal requirement that entitlement grantees affirmatively further fair housing. The main tool communities have for identifying contributing factors that lead to a negative effect on the community is the Analysis of Impediments of Fair Housing Choice (AI).

The following is a list of commonly perceived barriers to fair housing identified by residents and local governments of Lexington County.

1. Lack of infrastructure
2. Lack of transportation to work
3. Lack of affordable rental and homeownership choices
4. Lack of funds for housing
5. Lack of housing counseling services
6. Lack of model tools and strategies to facilitate the provision of affordable housing
7. Effects of predatory lending
8. Not in My Back Yard (NIMBY) Factor
9. Community perceptions

### **Strategy to Remove or Ameliorate the Barriers to Affordable Housing**

The County plans to continue thoughtfully and deliberately address the issue of affordability by continuing to provide funding for the availability of affordable housing, including single-family units and support for multifamily developments throughout the incorporated and unincorporated communities in the County. Over the next five years the County intends to implement the following strategies aimed at ameliorating the barriers to affordable housing:

- Partnerships with the South Carolina Human Affairs Commission for the investigation, review, of rulings and complaints. This also includes collaborations with the South Carolina Fair Housing Center, located in downtown Columbia.
- Increase collaborations with the Cayce Housing Authority to provide annual programming and education on issues of fair housing, as well as credit counseling and issues of budgeting.
- The funding of programs and services with the Urban League and Community Relations Council to educate citizens as well as representatives from the realty, banking and mortgage communities on fair housing standards and practices.
- In an effort to address the limited availability of public transportation, in 2014 the County of Lexington collaborated with the Town of Springdale, Lexington Medical Center, and the cities of West Columbia and Cayce to provide two additional mass transportation (bus) routes along our urban corridors to include stops at the Medical Center and Midlands Technical College.
- The County has also engaged the Lexington Public Library in an effort to educate our youth on the importance of fair housing/diversity issues.
- The County Grant Programs Division staff oversees fair housing programs including the monitoring, referrals, education, distribution of materials and coordination with community groups, sub-recipients, etc. A complete analysis of the County's Impediments to Fair Housing may be found at: **www. <https://lex-co.sc.gov/departments/community-development/grant-program-overview>**

## **SP-60 Homelessness Strategy – 91.215(d)**

### **Reaching out to homeless persons (especially unsheltered persons) and assessing their individual needs**

The County of Lexington works with the United Way of the Midlands, which manages the internet-based system for the Midlands Area Consortium for the Homeless (MACH). MACH is a federally designed Continuum of Care (CoC) for 14 counties throughout the Midlands. The CoC has certified MACH Access Points (MAPs) distributed throughout the 14-County area. MAPs are trained to provide equal access to emergency services, complete common assessments of people, and prioritize persons using a standardized method outlined in the CoC's Coordination Entry System (CES).

The CES is a process developed to ensure all people experiencing a housing crisis have fair and equal access and are quickly identified, assessed, referred and connected to housing and assistance based on their needs. The CES uses a common assessment tool and vulnerability screening to access for housing and service needs and prioritize for assistance. In addition, CoC implemented measures to promote the CES to reach people who are least likely to apply for homelessness assistance.

The CoC also partnered with 211 Systems which is a free, confidential referral and information helpline and website that connects people of all ages and communities to essential health and human services. The 211 is available 24/7 and can be accessed by phone or computer.

CoC materials are made available for persons with limited English proficiency, blind or have low vision, speech impairments, limited mobility and deaf or hard of hearing.

Finally, the South Carolina Interagency Council on Homelessness coordinates the Point-in-Time Count for the CoC. The report provides a comprehensive overview of homelessness data. This report is a resource that assists the CoC and local communities in identifying needs.

### **Addressing the emergency and transitional housing needs of homeless persons**

The CoC has an Affordable Housing Coordinator that provides housing navigation assistance. The duties of this position include client-level rental search assistance. This entails weekly community housing searchers with clients and a specialized risk mitigation fund (United Way funded) to encourage landlords to rent to people with housing barriers by providing extra security deposit funds and linkage to specialized job readiness and employment placement program.

Also, MACH, faith-based organizations, and the Midlands Housing Alliance (Transitions) have a comprehensive strategy that will assist in the mitigation of homelessness in the community. As part of the strategic planning initiative these organizations include goals set out by the Federal Government's inter-agency Strategic Plan to End Homelessness called Opening Doors. These goals include: 1) Finish the

job of ending chronic homelessness in 5 years; 2) Prevent and end homelessness among Veterans in 5 years; 3) Prevent and end homelessness for families, youth, and children in 10 years; 4) Set a path to ending all types of homelessness.

**Helping homeless persons (especially chronically homeless individuals and families, families with children, veterans and their families, and unaccompanied youth) make the transition to permanent housing and independent living, including shortening the period of time that individuals and families experience homelessness, facilitating access for homeless individuals and families to affordable housing units, and preventing individuals and families who were recently homeless from becoming homeless again.**

In regard to goals for eliminating chronic homelessness, the County works closely with our municipalities, community leaders, and other stakeholders to accomplish this goal.

**Christ Central Ministries** - The Christ Central Ministries is creating additional housing for individuals transitioning from chronic homelessness. The faith-based organization currently operates the following homeless shelters in the County of Lexington, which includes sheltering for mothers and youth, families, fathers and veterans:

- **Chris Meyers' Children's Place** - A family campus in Lexington that provides housing for families in need. The facility, operated by Christ Central Ministries, works with mothers and children to encourage mental, physical, emotional, and spiritual growth.
- **Midlands Transitional Retreat** – The Central Midlands Transitional Retreat is a housing facility in Lexington designed exclusively for Veterans of the United States Armed Forces. In addition to transitional housing, the facility provides financial, counseling, education, training and employment consultation. The Retreat provides emotional, physical, and mental stabilization for 75 veterans annually.
- **Samaritan's Well-Shelter for Women** - Homeless shelter for women and women with children (to include males of up to 12). The facility also offers life skills training as well.
- **CMM Retreat Housing** - Housing for veterans who have graduated out of Central Midlands Transitional Retreat. It offers more independence while maintaining a structure that requires accountability.

**Midlands Housing Alliance** – The County is an active partner of the Midlands Housing Alliance. Midlands Housing Alliance has a program called Transitions that equips homeless adults of the midlands transition into stability and permanent housing. Since opening in 2011 Transitions has moved more than 2,473 homeless people to permanent housing. During the program, persons will learn skills to help them move towards independence and self-sufficiency.

**Youth in Transition Committee** - The committee is made up of stakeholders in Richland and Lexington Counties convened by **United Way of the Midlands**. Their goal is to help the growing population of youth in transition. They have put together a plan consisting of 8 strategies to best serve the transitioning youth population. The strategies offer housing models that support and include a range of positive youth development skills, life skills development services (i.e., vocational skills, independent living skills, and promotion of education), and support services (i.e., therapy and case management). The programs also have systems to help youth progress into independent living.

**Help low-income individuals and families avoid becoming homeless, especially extremely low-income individuals and families who are likely to become homeless after being discharged from a publicly funded institution or system of care, or who are receiving assistance from public and private agencies that address housing, health, social services, employment, education or youth needs**

Each year the County, through the support of its subrecipients is both, directly and indirectly, assisting individuals from becoming homeless once they are discharged from publicly funded institutions. The County is able to assist through the support of the job training programs with Goodwill and the Fatherhood Initiative, collaborations with the Cayce Housing Authority managed by Columbia Housing, support of training and counseling services for Sistercare, Inc, and through the support of food stability programs which are CDBG funded through Lexington Interfaith Community Services (LICS), and Harvest Hope Food Bank.

Another program that the County allocates federal grant money for is:

**Homeless Prevention and Rapid Re-Housing Program (HPRP)** - The program is aimed at people who would otherwise become homeless without housing assistance. HPRP helps people pay rent, security deposits, utility bills, and overall prevents evictions.

## **SP-65 Lead based paint Hazards – 91.215(i)**

### **Actions to address LBP hazards and increase access to housing without LBP hazards**

Lexington County's Community Development Department will administer HOME program activities through the Comprehensive Housing Rehabilitation Program to reduce the hazards of lead-based paint (LBP) to its citizens. The process the County follows includes:

- Contracting certified lead-based paint inspectors and risk assessors;
- Distributing information on lead-based paint hazards to all households that participate in any housing programs that purchase or rehabilitate homes built before 1978;
- Conducting lead-based paint inspections and assessments as necessary; and
- Implementing environmental control or abatement measures (lead-based paint and asbestos) as required by all federally funded projects.

### **How are the actions listed above related to the extent of lead poisoning and hazards?**

Lead-based paints were commonly used in the United States until 1978 when the Consumer Product Safety Commission (CPSC) banned the sale of lead-based paint to consumers, and banned its application in areas where consumers have direct access to painted surfaces. Homes built prior to then may contain lead-based paints in portions of the home such as window and door frames, walls, ceilings, or in some cases throughout the entire home. While the number of units that contain lead-based paint hazards and are occupied by low or moderate-income families is not clear, statistics do show that there is a total of 12479 units rented and 8926 owned that are at risk (2011-2015 ACS).

Children are at highest risk of experiencing lead-based paint related illnesses. According to 2011-2015 CHAS, 12479 of owner-occupied (16%) and 8926 of renter-occupied (31%) homes built before 1980 that are at risk of having lead-based paints have children living in the home.

As there are a significant number of dwellings that are at risk of lead-based paint, the County will require all housing programs to follow LBP regulations as required by HUD.

### **How are the actions listed above integrated into housing policies and procedures?**

Private sector providers are available for inspections of pre-1978 homes that are being remodeled and are suspected to contain lead-based paint. As a matter of County practice, all housing units undergoing emergency repairs or rehabilitation that were built prior to 1978 will have a lead inspection/risk assessment before any physical work begins on the unit. Also, information will be distributed regarding lead-based paint to all residents that participate in any housing program. The County, therefore, will continue to support programs available through DHEC and has developed a lead hazard control program to eliminate lead hazards in housing when a unit undergoes rehabilitation through all CDBG and HOME

programs. What's more, the County has contracted the services of a company whose sole focus is the remediation of lead-based paint hazards. If children are present in a home, the County will relocate residents/homeowners prior to the commencement of work. Moreover, each staff member is familiar with the HUD website governing the identification and abatement of lead-based paint at [www.hud.gov/lea/leadhelp](http://www.hud.gov/lea/leadhelp)

## **SP-70 Anti-Poverty Strategy – 91.215(j)**

### **Jurisdiction Goals, Programs and Policies for reducing the number of Poverty-Level Families**

The County of Lexington’s anti-poverty strategy which centers on stable housing, strategies to end homelessness, public housing, economic development, and community development opportunities form a comprehensive plan aimed at reducing the number of families that fall below the poverty level. Overall, the main goal for the County is to tackle the major issues that poverty centers around:

- Affordable Housing
- Economic Opportunities/Job Creation
- Affordable Child Care
- Support of Mental Health Services
- Living conditions

### **How are the Jurisdiction poverty reducing goals, programs, and policies coordinated with this affordable housing plan**

Over the previous five years, and in subsequent years the County continues to target a significant amount of its CDBG and HOME resources within the low-income areas of the County and toward the goals outlined in the Plan. The CDBG and HOME funds that the County receives from HUD is a catalyst that spurs additional public and private investment of capital and services to increase the quantity and quality of affordable housing and assist our low to moderate-income residents in acquiring the needed information, knowledge, and skills to improve their economic opportunities.

Grant Management staff strategically use the Five Year Plan and Annual Action Plan in supporting community-based efforts that help support ongoing affordable housing opportunities through its owner-occupied housing rehabilitation programs and DPA program, the funding of job training programs and after school care. What’s more, the County provides CDBG funds for a family health care center that provides mental health services to the community. The County acknowledges that the reduction of poverty in the community is a long term investment and will support the goals and strategies that are aimed at mitigating the impact of poverty on the families and the community.



### **SP-80 Monitoring – 91.230**

**Describe the standards and procedures that the jurisdiction will use to monitor activities carried out in furtherance of the plan and will use to ensure long-term compliance with requirements of the programs involved, including minority business outreach and the comprehensive planning requirements**

## Expected Resources

### AP-15 Expected Resources – 91.220(c)(1,2)

#### Introduction

Community Development Block Grant (CDBG), HOME, and Emergency Solutions Grant program (ESG) are the different types of funds that the County of Lexington receives directly from HUD. For the program year 2020-2021, the County anticipates receiving \$1,846,440 for CDBG, \$708,445 for HOME, and \$157,288 for ESG. On October 22, 2020, Lexington County received a "Corrected Notice" from CPD noting that there was an error in HUD's initial formula allocations for fiscal year (FY) 2020 CDBG and HOME program. CDBG funds were reduced from \$1,846,440 to \$1,846,159 and HOME was reduced from \$708,445 to \$708,281.

#### Anticipated Resources

Program	Source of Funds	Uses of Funds	Expected Amount Available Year 1				Expected Amount Available Remainder of ConPlan \$	Narrative Description
			Annual Allocation: \$	Program Income: \$	Prior Year Resources: \$	Total: \$		
CDBG	public - federal	Acquisition Admin and Planning Economic Development Housing Public Improvements Public Services	1,846,159	33,978	0	1,880,137	7,384,636	This includes anticipated funding for PY 2020-2021 only

Program	Source of Funds	Uses of Funds	Expected Amount Available Year 1				Expected Amount Available Remainder of ConPlan \$	Narrative Description
			Annual Allocation: \$	Program Income: \$	Prior Year Resources: \$	Total: \$		
HOME	public - federal	Acquisition Homebuyer assistance Homeowner rehab Multifamily rental new construction Multifamily rental rehab New construction for ownership TBRA	708,281	27,215	0	735,496	2,833,124	This includes anticipated funding for PY 2020-2021 only
ESG	public - federal	Conversion and rehab for transitional housing Financial Assistance Overnight shelter Rapid re-housing (rental assistance) Rental Assistance Services Transitional housing	157,288	0	0	157,288	629,152	This includes anticipated funding for PY 2020-2021 only

Table 55 - Expected Resources – Priority Table

**Explain how federal funds will leverage those additional resources (private, state and local funds), including a description of how matching requirements will be satisfied**

A total of \$61193 of leveraged funds (Program Income), is expected in this year’s annual action plan. The match/leveraged funds are satisfied in each project by the Subrecipient documenting their matching funds in the monthly reporting system, or when they request reimbursement for

the activity that they were funded through the use of CDBG, ESG, and HOME funds. In addition, the County's grant staff goes out on at least a yearly basis and monitors each Subrecipient on site. The staff reviews each file's documentation and requests a copy of their audit to ensure that there are/were no findings. The staff provides technical assistance where needed to all Subrecipients. Additionally, an annual meeting is held for all Subrecipients to inform and help them implement a successful program and understand program requirements and guidelines.

**If appropriate, describe publically owned land or property located within the jurisdiction that may be used to address the needs identified in the plan**

Community facilities and services are available to all County residents in the quest to meet the day-to-day needs of the community and to enhance the overall quality of life. Community Facilities are divided into several categories: general government facilities; educational facilities; libraries, and park and recreation facilities. The Central Midlands Regional Transit Authority is a provider of fixed route bus service and demand-responsive Para-transit service for the more urbanized communities of Lexington. The CMRTA offers fares and monthly passes at a discount to college students, senior citizens, and customers with physical and mental disabilities. Service animals are permitted to accompany individuals with disabilities on all vehicles.

**Discussion**

n/a

## Annual Goals and Objectives

### AP-20 Annual Goals and Objectives

#### Goals Summary Information

Sort Order	Goal Name	Start Year	End Year	Category	Geographic Area	Needs Addressed	Funding	Goal Outcome Indicator
1	Owner Occupied Housing Rehabilitation	2015	2019	Affordable Housing Non-Homeless Special Needs	Geographic Priority Area The Count of Lexington has not designated specific priority areas	Lead-Based Paint Hazard Reduction Substandard Owner Occupied Housing	CDBG: \$72,080 HOME: \$185,000	Homeowner Housing Rehabilitated: 110 Household Housing Unit
2	Homebuyer Assistance Program	2015	2019	Affordable Housing	Geographic Priority Area The Count of Lexington has not designated specific priority areas	Action on Homeless Homebuyer Assistance Program Substandard Owner Occupied Housing	HOME: \$40,000	Homeowner Housing Added: 40 Household Housing Unit

Sort Order	Goal Name	Start Year	End Year	Category	Geographic Area	Needs Addressed	Funding	Goal Outcome Indicator
3	Housing for Non-Homeless Special Population	2015	2019	Affordable Housing	Geographic Priority Area The Count of Lexington has not designated specific priority areas	Homebuyer Assistance Program Housing for Non-Homeless Special Population Lead-Based Paint Hazard Reduction Public Services	CDBG: \$150,000 HOME: \$412,453	Rental units rehabilitated: 25 Household Housing Unit
4	Public Facilities/Infrastructure Development	2015	2019	Non-Housing Community Development	Geographic Priority Area The Count of Lexington has not designated specific priority areas	Public Facilities and Infrastructure Development	CDBG: \$980,960	Public Facility or Infrastructure Activities other than Low/Moderate Income Housing Benefit: 25000 Persons Assisted
5	Education/Promotion of Fair Housing Practices	2015	2019	Affordable Housing	Geographic Priority Area The Count of Lexington has not designated specific priority areas	Education/Promotion of Fair Housing Practices Public Services	CDBG: \$5,000	Other: 500 Other

Sort Order	Goal Name	Start Year	End Year	Category	Geographic Area	Needs Addressed	Funding	Goal Outcome Indicator
6	Lead-Based Paint Hazards Reduction	2015	2019	Lead Based Paint Hazard Remediation	Geographic Priority Area The Count of Lexington has not designated specific priority areas	Lead-Based Paint Hazard Reduction Substandard Owner Occupied Housing	CDBG: \$6,700	Homeowner Housing Rehabilitated: 50 Household Housing Unit
7	Public Services	2015	2019	Non-Homeless Special Needs	Geographic Priority Area The Count of Lexington has not designated specific priority areas	Public Facilities and Infrastructure Development Public Services	CDBG: \$267,412	Public service activities other than Low/Moderate Income Housing Benefit: 3000 Persons Assisted
8	Action on Homeless	2018	2019	Homeless	Geographic Priority Area The Count of Lexington has not designated specific priority areas	Action on Homeless	ESG: \$157,288	Homeless Person Overnight Shelter: 350 Persons Assisted Overnight/Emergency Shelter/Transitional Housing Beds added: 200 Beds Homelessness Prevention: 200 Persons Assisted



Sort Order	Goal Name	Start Year	End Year	Category	Geographic Area	Needs Addressed	Funding	Goal Outcome Indicator
9	Administration	2020	2024	Administration			CDBG: \$364,007 HOME: \$70,828	Other: 1 Other
10	2015 CDBG-Disaster Recovery	2016	2020	Affordable Housing Homeless Non-Homeless Special Needs Housing Buyout	Geographic Priority Area	Action on Homeless		Homeowner Housing Rehabilitated: 17 Household Housing Unit Homelessness Prevention: 81 Persons Assisted Buildings Demolished: 81 Buildings

Table 56 – Goals Summary

### Goal Descriptions

1	<b>Goal Name</b>	Owner Occupied Housing Rehabilitation
	<b>Goal Description</b>	Among the highest priorities for the County of Lexington and its partners is to continue to revitalize our communities through the promotion of the availability of decent housing by prioritizing funding for the rehabilitation of housing occupied by low-and-moderate income households.
2	<b>Goal Name</b>	Homebuyer Assistance Program
	<b>Goal Description</b>	The Homebuyer (Down Payment Assistance) Program will assist the County in the areas of affordable housing and neighborhood redevelopment. The County is aggressively funding its homebuyer assistance/down payment assistance program over the next five years.

<b>3</b>	<b>Goal Name</b>	Housing for Non-Homeless Special Population
	<b>Goal Description</b>	The outcome of this goal is to make available a minimum of 25 affordable housing units accommodate special housing needs in the County. The Development and/or support for the development and operation of additional housing units for the County of Lexington's non-homeless special needs populations is among the highest priorities for the County.
<b>4</b>	<b>Goal Name</b>	Public Facilities/Infrastructure Development
	<b>Goal Description</b>	The outcome of this goal includes funding and developing projects that provide for public facilities and infrastructure such as water, sewer, sidewalks, and other projects that will benefit Lexington's LMI populations throughout Lexington County. Adequate public facilities and improvements, including, but not limited to streets, sidewalk, water, sewer, parks, playgrounds, and other public families are major goals for the county.
<b>5</b>	<b>Goal Name</b>	Education/Promotion of Fair Housing Practices
	<b>Goal Description</b>	The outcome of this goal is creating access and housing opportunities for the County of Lexington's residents, regardless of race, color, religion, sex, handicap, familial status, or national origin, etc. The funds allocated have been deducted from administrative costs.
<b>6</b>	<b>Goal Name</b>	Lead-Based Paint Hazards Reduction
	<b>Goal Description</b>	The County of Lexington is committed to addressing the hazards associated with Lead-Based Paint. This program is conducted in cooperation with our homeowner occupied rehabilitation program. All homes built prior to 1979 are properly tested, and when required, lead remediation is included as part of the overall rehabilitation efforts.
<b>7</b>	<b>Goal Name</b>	Public Services
	<b>Goal Description</b>	The County of Lexington is committed to supporting a myriad of public service organizations as these non-profit and faith-based organizations improve the lives of our citizens through programs for children and persons with disabilities, assist with Continuum of Care and our residents struggle with food insecurity and other needs. As a rule, the County allocates 15% of its annual CDBG allocation for public service programs.
<b>8</b>	<b>Goal Name</b>	Action on Homeless
	<b>Goal Description</b>	The County and its partners will assist households with rapid re-housing to prevent homelessness and to provide overnight shelter for homeless individuals. This goal also includes HMIS administration.

<b>9</b>	<b>Goal Name</b>	Administration
	<b>Goal Description</b>	Lexington County will administer the CDBG, HOME and ESG federal programs.
<b>10</b>	<b>Goal Name</b>	2015 CDBG-Disaster Recovery
	<b>Goal Description</b>	Lexington County received \$21,370,000 in CDBG disaster Recovery funds due to the 2015 october istoric Floods. These funds will be used for Planning, Administration, Public Infrastructure Improvements, Housing buyouts and Minor Housing Rehabilitation.

## Projects

### AP-35 Projects – 91.220(d)

#### Introduction

Below is a summary of projects that have been chosen to address the County’s priority needs for CDBG, HOME and ESG. The CDBG-DR Action Plan projects proposed the rehabilitation of 17 homes (\$2,452,000) and 81 housing buyouts (\$10,014,500) in the flood prone subdivisions of Pineglen, Challedon, Whithall and Coldstream. The CDBG-DR Action Plan is posted on Lexington County's website at <https://lex-co.sc.gov/departements/community-development/grant-programs/disaster-recovery>.

#### Projects

#	Project Name
1	West Columbia Collection System Improvements
2	BLEC Bathroom Renovation
3	City of Cayce Fire Truck
4	Affordable Housing/Acquisition
5	Arc of the Midlands - A Taste of Home
6	Harvest Hope Diabetic Food Banks
7	Irmo Chapin Recreation Commission Afternoon Adventures
8	Irmo Chapin Recreation Commission Athletic Scholarship
9	Midlands Housing Alliance/Transitions Operation Support
10	Boys and Girls Club - Be Great Academy
11	Minor Home Repair
12	HESG20- Lexington County
13	HOME Project Delivery
14	CDBG Progam Administration
15	HOME Program Administration
16	Community Housing Development Organization (CHDO)
17	Homeowner Assistance Program
18	Comprehensive Housing Rehabilitation Program
19	Acquisition/Affordable Housing

**Table 57 – Project Information**

**Describe the reasons for allocation priorities and any obstacles to addressing underserved needs**

The Grant Program Division's funding distribution is based upon our annual allocations, the priorities as identified during the community assessment process to include a market analysis, community survey and an analysis of housing needs and the housing cost burden experienced by County residents. Moreover, consideration and consultation was also sought from the County's (14) municipalities and took into consideration housing, infrastructure and public facilities, public services and our homeless and non homeless community development needs. The applications and the project determinations follow an extensive application and review process by our advisory committee.

**AP-38 Project Summary**  
**Project Summary Information**

<b>1</b>	<b>Project Name</b>	West Columbia Collection System Improvements
	<b>Target Area</b>	Geographic Priority Area The Count of Lexington has not designated specific priority areas
	<b>Goals Supported</b>	Public Facilities/Infrastructure Development
	<b>Needs Addressed</b>	Public Facilities and Infrastructure Development
	<b>Funding</b>	CDBG: \$180,960
	<b>Description</b>	West Columbia will utilize grant funds to rehabilitate portions of the wastewater collection system in portions of Lacy Street, Arlington Street, Lexington Street, N 12th Street, North Street and Batchelor Street.
	<b>Target Date</b>	12/31/2021
	<b>Estimate the number and type of families that will benefit from the proposed activities</b>	Approximately 225 Households will benefit from this activity.
	<b>Location Description</b>	Portions of Lacy Street, Arlington Street, Lexington Street, N 12th Street, North Street and Batchelor Street
<b>Planned Activities</b>		
<b>2</b>	<b>Project Name</b>	BLEC Bathroom Renovation
	<b>Target Area</b>	Geographic Priority Area The Count of Lexington has not designated specific priority areas
	<b>Goals Supported</b>	Public Facilities/Infrastructure Development
	<b>Needs Addressed</b>	Public Facilities and Infrastructure Development
	<b>Funding</b>	CDBG: \$200,000
	<b>Description</b>	Brookland Center for community Economic Change will use CDBG funds to renovate six (6) restroom facilities in the Brookland Lakeview Empowerment Center (BLEC) a community facility used to support the health, education and economic well-being of low and moderate income residents in West Columbia
	<b>Target Date</b>	12/30/2021

	<b>Estimate the number and type of families that will benefit from the proposed activities</b>	Approximately 3,745 individuals will benefit from this activity with 2,640 being low to moderate income individuals.
	<b>Location Description</b>	1218 Batchelor Street, West Columbia, SC
	<b>Planned Activities</b>	
<b>3</b>	<b>Project Name</b>	City of Cayce Fire Truck
	<b>Target Area</b>	Geographic Priority Area The Count of Lexington has not designated specific priority areas
	<b>Goals Supported</b>	Public Facilities/Infrastructure Development
	<b>Needs Addressed</b>	Public Facilities and Infrastructure Development
	<b>Funding</b>	CDBG: \$600,000
	<b>Description</b>	City of Cayce requested CDBG funds to purchase 1 Fire Ladder Truck which will service LMI areas of the City of Cayce.
	<b>Target Date</b>	3/31/2021
	<b>Estimate the number and type of families that will benefit from the proposed activities</b>	Approximately 4,764 residents will benefit from this activity and 2,500 residents being low-moderate income residents.
	<b>Location Description</b>	City of Cayce
	<b>Planned Activities</b>	
<b>4</b>	<b>Project Name</b>	Affordable Housing/Acquisition
	<b>Target Area</b>	Geographic Priority Area The Count of Lexington has not designated specific priority areas
	<b>Goals Supported</b>	Housing for Non-Homeless Special Population
	<b>Needs Addressed</b>	Substandard Owner Occupied Housing
	<b>Funding</b>	CDBG: \$155,000
	<b>Description</b>	Habitat for Humanity will use CDBG funds to acquire land in the City of Cayce to construct homes for LMI Lexington County Residents. Also funds will be used for the promotion of Fair Housing.
	<b>Target Date</b>	6/30/2020



	<b>Estimate the number and type of families that will benefit from the proposed activities</b>	Approximately 30 families will benefit from the proposed activity.
	<b>Location Description</b>	Treet Street, Peach Street, Julius Felder Street, Lucas Street, Benedict Streets in Cayce, SC.
	<b>Planned Activities</b>	
<b>5</b>	<b>Project Name</b>	Arc of the Midlands - A Taste of Home
	<b>Target Area</b>	Geographic Priority Area The Count of Lexington has not designated specific priority areas
	<b>Goals Supported</b>	Public Services
	<b>Needs Addressed</b>	Public Services
	<b>Funding</b>	CDBG: \$30,000
	<b>Description</b>	CDBG funds will be used for the Taste of Home and Meal Delivery Program. The program will provide training and employment for I/DD individuals. The individuals will prepare and deliver meals to seniors and disabled adults within Lexington County.
	<b>Target Date</b>	6/30/2021
	<b>Estimate the number and type of families that will benefit from the proposed activities</b>	Approximatley 45 people will benefit from this activity.
	<b>Location Description</b>	Lexington County.
	<b>Planned Activities</b>	
<b>6</b>	<b>Project Name</b>	Harvest Hope Diabetic Food Banks
	<b>Target Area</b>	Geographic Priority Area The Count of Lexington has not designated specific priority areas
	<b>Goals Supported</b>	Public Services
	<b>Needs Addressed</b>	Public Services
	<b>Funding</b>	CDBG: \$30,000
	<b>Description</b>	This activity will provide diabetic food pantry services for people at or below poverty level within Lexington County.

	<b>Target Date</b>	6/30/2021
	<b>Estimate the number and type of families that will benefit from the proposed activities</b>	This activity will benefit approximately 2,880 low - moderate income individuals.
	<b>Location Description</b>	Lexington County
	<b>Planned Activities</b>	
<b>7</b>	<b>Project Name</b>	Irmo Chapin Recreation Commission Afternoon Adventures
	<b>Target Area</b>	Geographic Priority Area The Count of Lexington has not designated specific priority areas
	<b>Goals Supported</b>	Public Services
	<b>Needs Addressed</b>	Public Services
	<b>Funding</b>	CDBG: \$78,412
	<b>Description</b>	ICRC Therapeutic Recreation afterschool program provides care for students with disabilities .
	<b>Target Date</b>	6/4/2021
	<b>Estimate the number and type of families that will benefit from the proposed activities</b>	Approximately 149 Low to moderate income individuals will benefit from this activity.
	<b>Location Description</b>	Crooked Creek Park at 1098 Old Lexington Hwy, Chapin, SC and Seven Oaks Park 200 Leisure Lane, Columbia, SC.
	<b>Planned Activities</b>	
<b>8</b>	<b>Project Name</b>	Irmo Chapin Recreation Commission Athletic Scholarship
	<b>Target Area</b>	Geographic Priority Area The Count of Lexington has not designated specific priority areas
	<b>Goals Supported</b>	Public Services
	<b>Needs Addressed</b>	Public Services
	<b>Funding</b>	CDBG: \$20,000
	<b>Description</b>	This activity will provide reduced athletic registration fees for low-income youth at half the normal fee.
	<b>Target Date</b>	2/7/2021

	<b>Estimate the number and type of families that will benefit from the proposed activities</b>	Approximatley 1,313 individuals will benefit.
	<b>Location Description</b>	Seven Oaks Park - 200 Lesiure Lane, Columbia, SC
	<b>Planned Activities</b>	
9	<b>Project Name</b>	Midlands Housing Alliance/Transitions Operation Support
	<b>Target Area</b>	Geographic Priority Area The Count of Lexington has not designated specific priority areas
	<b>Goals Supported</b>	Public Services
	<b>Needs Addressed</b>	Public Services
	<b>Funding</b>	CDBG: \$55,000
	<b>Description</b>	Funds will be used to support its emergency shelter facility and supportive services for homeless individuals in the Midlands area.
	<b>Target Date</b>	6/30/2021
	<b>Estimate the number and type of families that will benefit from the proposed activities</b>	Approximately 450 will benefit
	<b>Location Description</b>	Lexington County Homeless
	<b>Planned Activities</b>	
10	<b>Project Name</b>	Boys and Girls Club - Be Great Academy
	<b>Target Area</b>	Geographic Priority Area The Count of Lexington has not designated specific priority areas
	<b>Goals Supported</b>	Public Services
	<b>Needs Addressed</b>	Public Services
	<b>Funding</b>	CDBG: \$54,000
	<b>Description</b>	Boys and Girls Club will provide 36 full scholarships to be involved in the BE Great Academy, an afterschool program which offers homework assistance, snacks and over 25 enrichment activities.
	<b>Target Date</b>	6/30/2021

	<b>Estimate the number and type of families that will benefit from the proposed activities</b>	Approximately 1150 low-moderate individuals will benefit from this activity.
	<b>Location Description</b>	Lexington County
	<b>Planned Activities</b>	
<b>11</b>	<b>Project Name</b>	Minor Home Repair
	<b>Target Area</b>	Geographic Priority Area The Count of Lexington has not designated specific priority areas
	<b>Goals Supported</b>	Owner Occupied Housing Rehabilitation
	<b>Needs Addressed</b>	Substandard Owner Occupied Housing
	<b>Funding</b>	CDBG: \$106,058
	<b>Description</b>	The Minor Housing Repair Program assists low-moderate income homeowners with minor repairs to their homes. This activity is a continued Lexington County homeowner housing repair program.
	<b>Target Date</b>	
	<b>Estimate the number and type of families that will benefit from the proposed activities</b>	Approximatley 6 homeowners will be assisted with repairs to their homes.
	<b>Location Description</b>	Lexington County
	<b>Planned Activities</b>	Minor rehab to approximatley 7 households.
<b>12</b>	<b>Project Name</b>	HESG20- Lexington County
	<b>Target Area</b>	Geographic Priority Area The Count of Lexington has not designated specific priority areas
	<b>Goals Supported</b>	Housing for Non-Homeless Special Population Public Services Action on Homeless
	<b>Needs Addressed</b>	Public Services Housing for Non-Homeless Special Population Action on Homeless
	<b>Funding</b>	ESG: \$157,288

	<b>Description</b>	Annual ESG - non-Covid funding; \$79,800 for HMIS report and \$77,488 for Emergency Shelter is budgeted. Annual ESG-COVID funding: \$9,883 for administration, \$146,250 for Homeless Prevention, \$325,175 for Emergency Shelter; \$11,766 for Street Outreach; \$193,250 for Rapid Re-housing. The total funds awarded to Lexington County for ESG-CV was in the amount of \$1,746,250. These funds will be used to prevent, prepare for, and respond to the coronavirus by enhancing shelter sanitation per local infection control guidelines, homeless prevention, street outreach and rehousing individuals who have been affected by COVID-19. The ESG-CV program is still accepting applications from municipalities and local organizations to ensure continuous hygiene supplies and personal protective equipment to help respond to the pandemic.
	<b>Target Date</b>	6/30/2021
	<b>Estimate the number and type of families that will benefit from the proposed activities</b>	Approximately 230 individuals.
	<b>Location Description</b>	Lexington County.
	<b>Planned Activities</b>	United Way of the Midlands - HMIS- \$25,000 Sistercare, Inc. HMIS - \$44,800 Sistercare, Inc. Emergency Shelter - \$67,200 Transitions - HMIS - \$20,288
<b>13</b>	<b>Project Name</b>	HOME Project Delivery
	<b>Target Area</b>	Geographic Priority Area The Count of Lexington has not designated specific priority areas
	<b>Goals Supported</b>	Housing for Non-Homeless Special Population
	<b>Needs Addressed</b>	Housing for Non-Homeless Special Population
	<b>Funding</b>	CDBG: \$6,700
	<b>Description</b>	CDBG funding is used to pay the project delivery costs associated with implementing the HOME Program.
	<b>Target Date</b>	

	<b>Estimate the number and type of families that will benefit from the proposed activities</b>	
	<b>Location Description</b>	
	<b>Planned Activities</b>	Provide and support adequate safe and affordable housing
14	<b>Project Name</b>	CDBG Program Administration
	<b>Target Area</b>	Geographic Priority Area The Count of Lexington has not designated specific priority areas
	<b>Goals Supported</b>	Owner Occupied Housing Rehabilitation Homebuyer Assistance Program Housing for Non-Homeless Special Population Public Facilities/Infrastructure Development Education/Promotion of Fair Housing Practices Lead-Based Paint Hazards Reduction
	<b>Needs Addressed</b>	Substandard Owner Occupied Housing Public Services Homebuyer Assistance Program Public Facilities and Infrastructure Development Education/Promotion of Fair Housing Practices Lead-Based Paint Hazard Reduction Housing for Non-Homeless Special Population
	<b>Funding</b>	CDBG: \$364,007
	<b>Description</b>	Planning and Administration
	<b>Target Date</b>	
	<b>Estimate the number and type of families that will benefit from the proposed activities</b>	
	<b>Location Description</b>	
	<b>Planned Activities</b>	Lexington County will administer CDBG, HOME and ESG. Fair Housing funds have been allocated \$5,000 of the administrative funds.
		<b>Project Name</b>

15	<b>Target Area</b>	Geographic Priority Area The Count of Lexington has not designated specific priority areas
	<b>Goals Supported</b>	Owner Occupied Housing Rehabilitation Homebuyer Assistance Program Lead-Based Paint Hazards Reduction
	<b>Needs Addressed</b>	Substandard Owner Occupied Housing Homebuyer Assistance Program Lead-Based Paint Hazard Reduction
	<b>Funding</b>	HOME: \$70,828
	<b>Description</b>	Administration
	<b>Target Date</b>	
	<b>Estimate the number and type of families that will benefit from the proposed activities</b>	
	<b>Location Description</b>	
	<b>Planned Activities</b>	HOME Administration
16	<b>Project Name</b>	Community Housing Development Organization (CHDO)
	<b>Target Area</b>	Geographic Priority Area The Count of Lexington has not designated specific priority areas
	<b>Goals Supported</b>	Housing for Non-Homeless Special Population Lead-Based Paint Hazards Reduction
	<b>Needs Addressed</b>	Lead-Based Paint Hazard Reduction Housing for Non-Homeless Special Population
	<b>Funding</b>	HOME: \$192,821
	<b>Description</b>	At least 15% of the County's HOME funds will be set aside for organizations which are designated by the County of Lexington as Community Housing Development Organizations (CHDO). Funding allocated for CHDO's may be used for eligible development activities that promote affordable housing activities that are owned, developed or sponsored by CHDOs. HUD has established criteria to certify CHDO's to assist the Community Development Department in accomplishing the goals and objects of the HOME Program.

	<b>Target Date</b>	12/30/2021
	<b>Estimate the number and type of families that will benefit from the proposed activities</b>	Acquisition of 2 homes for rental and rehab for LMI Lexington County residents using CHDO reserves.
	<b>Location Description</b>	All properties are located within Lexington County.
	<b>Planned Activities</b>	Funding allocated for CHDO's is to be used for eligible development activities that promote affordable housing activities that are owned, developed, or sponsored by CHDO's. HUD has established criteria to certify CHDO's to assist the Community Development Department in accomplishing the goals and objectives of the HOME program.
<b>17</b>	<b>Project Name</b>	Homeowner Assistance Program
	<b>Target Area</b>	Geographic Priority Area The Count of Lexington has not designated specific priority areas
	<b>Goals Supported</b>	Homebuyer Assistance Program
	<b>Needs Addressed</b>	Homebuyer Assistance Program
	<b>Funding</b>	HOME: \$40,000
	<b>Description</b>	The Homeownership Assistance Program will provide down-payment assistance and/or closing costs assistance to low-moderate low income LMI first time homebuyers. The amount of assistance provided will not exceed \$5,000 per single family dwelling unit. recapture provisions will be enacted through deferred forgivable loans Funds will assist approximately 8 first time homebuyers.
	<b>Target Date</b>	9/30/2022
	<b>Estimate the number and type of families that will benefit from the proposed activities</b>	Approximately 8 families will benefit from this on-going program.
	<b>Location Description</b>	All will be in Lexington County.
	<b>Planned Activities</b>	Create decent housing with improve sustainability, and enhance suitable living environment.
<b>18</b>	<b>Project Name</b>	Comprehensive Housing Rehabilitation Program
	<b>Target Area</b>	Geographic Priority Area The Count of Lexington has not designated specific priority areas



	<b>Goals Supported</b>	Owner Occupied Housing Rehabilitation Lead-Based Paint Hazards Reduction
	<b>Needs Addressed</b>	Substandard Owner Occupied Housing Lead-Based Paint Hazard Reduction
	<b>Funding</b>	HOME: \$212,215
	<b>Description</b>	The Comprehensive Housing Rehabilitation Program assists low-and moderate income families, disabled, elderly and veteran homeowners with qualifying repairs to their primary residence. Funds will be used to assist approximately 8 homeowners with significant repairs to their homes. Maximum repair amounts for each home typically shall not exceed \$25,000 with limited assistance above \$25,000 in certain circumstances.
	<b>Target Date</b>	12/31/2021
	<b>Estimate the number and type of families that will benefit from the proposed activities</b>	This will assist approximately 8 homeowners with rehab to their homes.
	<b>Location Description</b>	All homes are within Lexington County.
	<b>Planned Activities</b>	Create decent housing with improved sustainability and accessibility.
19	<b>Project Name</b>	Acquisition/Affordable Housing
	<b>Target Area</b>	Geographic Priority Area
	<b>Goals Supported</b>	Housing for Non-Homeless Special Population Lead-Based Paint Hazards Reduction
	<b>Needs Addressed</b>	Lead-Based Paint Hazard Reduction Housing for Non-Homeless Special Population
	<b>Funding</b>	HOME: \$219,632
	<b>Description</b>	This activity will continue an existing County program to acquire and rehabilitate affordable housing for either homeownership or rental activities. funds may be used for non-profit developers, for-profit developers and in conjunction with Lexington County CHDO's.
	<b>Target Date</b>	12/31/2021

<b>Estimate the number and type of families that will benefit from the proposed activities</b>	Approximately 2 families will benefit from this activity.
<b>Location Description</b>	Within Lexington County.
<b>Planned Activities</b>	This activity will continue an existing County program to acquire and rehabilitate affordable housing for either homeowners or rental activities. Funds may be used for non-profit developers, for-profit developers, non-profit housing providers and in conjunction with our CHDO's.

## AP-50 Geographic Distribution – 91.220(f)

### Description of the geographic areas of the entitlement (including areas of low-income and minority concentration) where assistance will be directed

The County of Lexington awards grants funds to support housing and community development activities throughout the entire County. Specific target areas are the Town of Pelion, the City of West Columbia, City of Cayce, Irmo/Chapin, Incorporated & Unincorporated Lexington (CDBG), and Incorporated and Incorporated Lexington (HOME).

### Geographic Distribution

Target Area	Percentage of Funds
Geographic Priority Area	
The Count of Lexington has not designated specific priority areas	

Table 58 - Geographic Distribution

### Rationale for the priorities for allocating investments geographically

There are needs throughout the entire County, therefore, funds are distributed where they can best be utilized. Moreover, the County holds intergovernmental agreements with all fourteen (14) municipalities in the County and ensures that each of the communities has access to CDBG, ESG, and HOME funds once a project has been deemed eligible. Moreover, food bank programs, job training, as well as the County's housing program are available to low-and-moderate income residents Countywide, regardless of where one lives.

### Discussion

As part of this Consolidated Planning effort, Grant Programs Division staff has taken great pains to ensure that the County is addressing infrastructure and public facilities, public services, and housing programs countywide in order to address the needs of our community's low-and-moderate income residents. Additionally, the County operates several programs to include its CDBG, ESG, and HOME funded owner-occupied housing rehabilitation programs, public services, and DPA program that are open to all low-and-moderate income persons in the County with their being no geographic segregation.

## Affordable Housing

### AP-55 Affordable Housing – 91.220(g)

#### Introduction

During Program Year 2020-2021, the County of Lexington along with its municipal partners and its non-profit and for-profit housing developers will work diligently using CDBG, ESG and HOME funds toward the development and preservation of affordable housing. This will be accomplished with these broad categories:

- 1) Owner-occupied housing repair programs (minor home and comprehensive housing repair program)
- 2) Ongoing support of homeless prevention services, rapid re-housing, and operations
- 3) The support of organizations such as Habitat for Humanity and certified CHDO’s
- 4) The County of Lexington’s DPA (Down Payment Assistance Program)
- 5) Emergency shelter and street outreach

<b>One Year Goals for the Number of Households to be Supported</b>	
Homeless	0
Non-Homeless	32
Special-Needs	0
Total	32

**Table 59 - One Year Goals for Affordable Housing by Support Requirement**

<b>One Year Goals for the Number of Households Supported Through</b>	
Rental Assistance	5
The Production of New Units	0
Rehab of Existing Units	22
Acquisition of Existing Units	5
Total	32

**Table 60 - One Year Goals for Affordable Housing by Support Type**  
**Discussion**

CDBG-DR is not undertaking housing with CDBG-DR funds.

## **AP-60 Public Housing – 91.220(h)**

### **Introduction**

The County of Lexington is focusing on planning efforts that create various ways to address the issues of homelessness and chronic homelessness. The County does not have a public housing authority, however, Lexington County Community Development supports Columbia Housing as well as Cayce Housing Authority, which is now managed by Columbia Housing.

### **Actions planned during the next year to address the needs to public housing**

The County will continue to work with the Cayce Housing Authority and Columbia Housing to increase affordable housing. The South Carolina State Housing Finance and Development Authority will administer the Section 8 Housing Voucher Program for County residents.

### **Actions to encourage public housing residents to become more involved in management and participate in homeownership**

The Cayce Housing Authority (CHA) offers residents a Homeownership Training program. The program is a 6-hour course in becoming a homeowner, financing a home, creditworthiness, budgeting, landscaping, home maintenance, and basic terminology for mortgages. Completion of this program also enables public housing residents to participate in special homeownership programs offered through community development agencies and local banks and financial institutions.

Along with the Homeownership Training program, the CHA has an extensive network of partners to provide case management for all public housing residents. These partnerships provide a variety of educational, cultural, and recreational programs for residents. There are also individual programs designed strictly for elderly persons residing at Spencer Place. Additionally, the CHA has a Career Development Program that provides comprehensive training for residents wanting employment or wanting to improve their work status (part-time to full-time and or positions with higher salaries). The CHA also maintains a listing of available jobs in the area and works with local employers to identify potential employment. All programs are free to residents. Case managers are also available to work with families on establishing goals such as credit repair, educational attainment, and counseling with

individual problems.

**If the PHA is designated as troubled, describe the manner in which financial assistance will be provided or other assistance**

n/a

**Discussion**

The County is collaboration with CHA and Columbia Housing and continues to support its mutal effort of creating affordable housing and opportunities for homeownership.

## **AP-65 Homeless and Other Special Needs Activities – 91.220(i)**

### **Introduction**

The County of Lexington regularly participates in the efforts of organizations addressing homelessness and special needs activities and provides technical assistance with HUD programs. Community Development staff regularly attends Midlands Area Coalition for the Homeless (MACH) meetings and serve on the MACH board.

MACH is a task force of the local homeless shelters and other special needs providers. They provide a forum for networking and sharing of information among the various organizations and agencies that address the unmet needs of the County's homeless and special needs populations.

In addition, the Grants Program Division staff meets quarterly with regional government representatives to address housing, homelessness, and other community development issues. These regional representatives include the City of Columbia, Richland County, United Way of the Midlands, Midlands Housing Alliance and the Columbia Housing Authority.

### **Describe the jurisdictions one-year goals and actions for reducing and ending homelessness including**

#### **Reaching out to homeless persons (especially unsheltered persons) and assessing their individual needs**

The County works with United Way of the Midlands, which manages the internet-based system for the Midlands Area Consortium for the Homeless (MACH). MACH is a federally designed Continuum of Care (CoC) for 13 counties throughout the Midlands. The CoC has certified MACH Access Points (MAPs) distributed throughout the 13-county area. MAPs are trained to provide equal access to emergency services, complete common assessments of people, and prioritize persons using a standardized method outlined in the CoC's Coordination Entry System (CES).

The CES is a process developed to ensure all people experiencing a housing crisis have fair and equal access and are quickly identified, assessed, referred and connected to housing and assistance based on their needs. The CES uses a common assessment tool and vulnerability screening to access housing and service needs, and prioritize for assistance. In addition, CoC implemented measures to promote the CES to reach people who are least likely to apply for homelessness assistance.

The CoC also partnered with 211 Systems which is a free, confidential referral and information helpline and website that connects people of all ages and communities to essential health and human services. The 211 System is available 24/7 and can be accessed by phone or computer.

CoC materials are made available for persons with limited English proficiency, blind or have low vision,

speech impairments, limited mobility and deaf or hard of hearing.

Finally, the South Carolina Interagency Council on Homelessness coordinates the Point-in-Time Count for the CoC. The report provides a comprehensive overview of homelessness data. This report is a resource that assists the CoC and local communities in identifying needs.

### **Addressing the emergency shelter and transitional housing needs of homeless persons**

The County and its non-profit organizations and municipal partners will continue to dedicate funding and support the operations of expansion of existing emergency shelters and transitional housing throughout the county.

**Helping homeless persons (especially chronically homeless individuals and families, families with children, veterans and their families, and unaccompanied youth) make the transition to permanent housing and independent living, including shortening the period of time that individuals and families experience homelessness, facilitating access for homeless individuals and families to affordable housing units, and preventing individuals and families who were recently homeless from becoming homeless again**

In regard to the County's one-year goal for eliminating chronic homelessness, the County will work closely with our municipalities, community leaders, and other stakeholders.

**Christ Central Ministries** - The Christ Central Ministries is creating additional housing for individuals transitioning from chronic homelessness. The faith-based organization currently operates the following homeless shelters in the County of Lexington, which includes sheltering for mothers and youth, families, fathers and veterans:

- **Chris Meyers' Children's Place** - A family campus in Lexington that provides housing for families in need. The facility, operated by Christ Central Ministries, works with mothers and children to encourage mental, physical, emotional, and spiritual growth.
- **Midlands Transitional Retreat** – The Central Midlands Transitional Retreat is a housing facility in Lexington designed exclusively for Veterans of the United States Armed Forces. In addition to



transitional housing, the facility provides financial, counseling, education, training and employment consultation. The Retreat provides emotional, physical, and mental stabilization for 75 veterans annually.

- **Samaritan's Well-Shelter for Women** - Homeless shelter for women and women with children (to include males of up to 12). The facility also offers life skills training as well.
- **CMM Retreat Housing** - Housing for veterans who have graduated out of Central Midlands Transitional Retreat. It offers more independence while maintaining a structure that requires accountability.

**Midlands Housing Alliance** - The County is an active partner of the Midlands Housing Alliance. Midlands Housing Alliance has a program called Transitions that equips homeless adults of the midlands transition into stability and permanent housing. Since opening in 2011 Transitions has moved more than 2,473 homeless people to permanent housing. During the program, persons will learn skills to help them move towards independence and self-sufficiency.

**Youth in Transition Committee** - The committee is made up of stakeholders in Richland and Lexington Counties convened by **United Way of the Midlands**. Their goal is to help the growing population of youth in transition. They have put together a plan consisting of 8 strategies to best serve the transitioning youth population. The strategies offer housing models that support and include a range of positive youth development skills, life skills development services (i.e., vocational skills, independent living skills, and promotion of education), and support services (i.e., therapy and case management). The programs also have systems to help youth progress into independent living.

**Helping low-income individuals and families avoid becoming homeless, especially extremely low-income individuals and families and those who are: being discharged from publicly funded institutions and systems of care (such as health care facilities, mental health facilities, foster care and other youth facilities, and corrections programs and institutions); or, receiving assistance from public or private agencies that address housing, health, social services, employment, education, or youth needs**

Through the support of its sub-recipients the County is both directly and indirectly assisting individuals from becoming homeless once they are discharged from publicly funded institutions. The assistance comes from the support of job training programs with Arc of the Midlands, Goodwill and the Fatherhood Initiative, collaborations with the Cayce Housing Authority, and support of training and counseling services for Sistercare, Inc, through support of food stability programs which are CDGB funded through Mission Lexington and Harvest Hope Food Bank. Lexington County has targeted significant CDBG and HOME resources within the low-income areas described in this Plan by working with the Central Midlands Council of Governments, area non-profits, as well as its fourteen (14) municipalities. Each year the County works to leverage these resources, which in turn acts as a catalyst to spur additional public

and private investment in Low- and Moderate- Income areas and serves to increase the quantity and quality of affordable housing, as well as help low-to-moderate income residents acquire the skills necessary to improve their employment opportunities.

## **Discussion**

The County understands the importance of tying its five-year goals and annual goals with discernable and measurable outcomes that align back to strategies to reduce and end homelessness in the County of Lexington.

## **AP-75 Barriers to affordable housing – 91.220(j)**

### **Introduction:**

The County of Lexington, as recipients of the Community Development Block Grant (CDBG) Program, Home Investment Partnerships (HOME) Program and ESG funds, is required by HUD to conduct an Analysis of Impediments to Fair Housing Choice (AI). The AI is a review of impediments or barriers that affect the rights of fair housing choice. It covers public and private policies, practices, and procedures. South Carolina Fair Housing Act enacted in 1989, states that it is unlawful to refuse to sell, rent, or finance a dwelling on the basis of race, color, religion, sex, familial status, national origin, or handicap. Apartments mobile homes, and vacant lots to be used for housing are covered by the Fair Housing Law. With few exceptions, anyone who has control over residential property and real estate financing must adhere to these regulations. This includes rental managers, property owners, real estate agents, landlords, banks, developers, builders, insurers, and appraisers.

**Actions it planned to remove or ameliorate the negative effects of public policies that serve as barriers to affordable housing such as land use controls, tax policies affecting land, zoning ordinances, building codes, fees and charges, growth limitations, and policies affecting the return on residential investment**

### **Property Tax Policy**

Property tax assessment discrimination against low-income groups occurs when lower value properties and/or properties in poorer neighborhoods are assessed for property tax purposes at a higher percentage of the market value, on average, than other properties in the jurisdiction. Assessments around the country tend to remain relatively rigid at a time when property values are rising in middle-income neighborhoods and are declining or remaining at the same level in low-income neighborhoods.

The County, as required by South Carolina law, reassess property values every five years. An employee from the County's Assessor Office visits and measures each home to determine square footage, type of heating and air conditioning, number of floors, and whether the structure has a garage, deck, swimming pool, or other amenities. Then the County Assessor considers this information along with similar properties that have sold in the area, adjusting that sales information to fit each property. With this information, the Assessor's Office then determines the market value of the property.

### **Zoning and Site Selection**

The County's use of performance-based zoning allows for a great deal of openness, resulting in considerable diversity in construction (i.e., there are no required minimum lot sizes). The R-1 zoning area, covering less than 2% of the County, is the only category that restricts mobile homes. However, this classification is only in areas that were already established with subdivisions that have restrictive

covenants prohibiting mobile homes when zoning was first established in the County in 1980. The performance-based zoning ordinance also allows for considerable flexibility and the widespread use of the Intensive Development and Restrictive Development zoning districts which means that high density, mixed-use, and mixed-income development are permitted in the vast majority of the County.

The addition of fair share provisions in the formal plans and policies of the County and the jurisdictions within the County could also be a helpful step towards ensuring that the needs of the very low- and low-income residents are met equitably and responsibly by all. This is achieved by avoiding over-concentration of lower-income housing through requiring that all jurisdictions provide sufficient affordable housing opportunities for lower households residing in their community.

### **Building and Housing Codes**

The County uses the International Building Code. It provides considerable flexibility for the production of housing for all market segments, including affordable housing. particular concern and attention is paid to the impact of building and housing codes on the rehabilitation of existing housing since using more modern and state-of-the-art codes on older homes can result in the rehabilitation process becoming so expensive as to make the project insupportable by the rents affordable to the low- and very low-income renting households in the community.

### **Discussion:**

The County of Lexington's complete Analysis of Impediments to Fair Housing can be found at [www.http://www.lexco.sc.gov/departments/communitydevelopment/grant-program-overview](http://www.lexco.sc.gov/departments/communitydevelopment/grant-program-overview)

## **AP-85 Other Actions – 91.220(k)**

### **Introduction:**

The County of Lexington's Community Development Department is committed to improving the lives of citizens, particularly the low- to moderate-income and special needs population, to enjoy a decent quality of life in the County. The County also seeks to meet underserved needs, reduce lead-based paint hazards, reduce the number of families and persons in poverty, create and maintain affordable housing, and develop institutional structure.

### **Actions planned to address obstacles to meeting underserved needs**

Grant Programs Division staff intend to engage the non-profit, faith-based, state service providers and social agencies in an effort to further identify the resources available to address the housing, child care, mental health services, and economic disparities that exist in the County. Through the Consolidated Plan consultation process, County staff have been able to identify organizations that are providing services in the community. It is important that the County serves as a catalyst to promote collaboration amongst the various organizations.

### **Actions planned to foster and maintain affordable housing**

The County continues to support local groups, such as Habitat for Humanity, the Cayce Housing Authority, local developers and non-profit community housing organizations, as well as USDA-Rural, who work to provide affordable homes and seek viable financing options for low to moderate-low income home buyers. County staff also works with local lenders to identify changes or patterns in lending practices, especially those that impact low-income, minorities, Section 3 residents, and other special populations. The County also works with the Cayce Housing Authority, Columbia Housing, as well as a local Community Housing Development Organization (CHDO) to increase the availability of housing for low- and moderate-income families, as well as seniors that are severely housing cost-burdened.

### **Actions planned to reduce lead-based paint hazards**

Lexington County's Community Development Department will administer CDBG and HOME program activities through the Minor Housing Repair and Comprehensive Housing Rehabilitation Programs to

reduce the hazards of lead-based paint to its citizens. The process the County follows includes:

- Contracting certified lead-based paint inspectors and risk assessors;
- Distributing information on lead-based paint hazards to all households that participate in any housing programs that purchase or rehabilitate homes built before 1978;
- Conducting lead-based paint inspections and assessments as necessary; and
- Implementing environmental control or abatement measures (lead-based paint and asbestos) as required by all federally funded projects.

### **Actions planned to reduce the number of poverty-level families**

The County anti-poverty strategy which centers on stable housing, strategies to end homelessness, public housing, economic development, and community development opportunities form a comprehensive plan aimed at reducing the number of families that fall below the poverty level. Overall, the main goal for the County is to tackle the major issues that poverty centers around:

- Affordable Housing
- Economic Opportunities/Job Creation
- Affordable Child Care
- Support of Mental Health Services
- Living conditions

The County will continue to allocate a significant amount of its CDBG and HOME resources within the low-income areas of the County. Grants Management staff will support community-based efforts to help ongoing affordable housing opportunities, funding of job training programs, and after school care.

### **Actions planned to develop institutional structure**

Institutional structure is the way in which agencies and organizations provide services and coordinate activities. The County of Lexington's Development Department continues to improve its processes and programs by participating in HUD-sponsored training and other training activities that will increase the capacity to help service the low- and moderate-income citizens. The County will also continue to coordinate with public service agencies, faith-based organizations, government departments, businesses, and local municipalities to find opportunities to better serve our citizens. Communication and collaboration are key aspects of a successful institutional structure and in the successful

implementation of the County's housing and community development strategies.

### **Actions planned to enhance coordination between public and private housing and social service agencies**

A primary strength of the housing and community development delivery systems in the Midlands is the coordination of efforts between the jurisdictions and the groups that oversee these efforts on an inter-jurisdictional basis, organizations such as the Columbia Housing Authority, South Carolina State Housing, and the Midlands Area Consortium on Housing (MACH). An additional strength is the level of coordination between service providers, particularly those addressing the housing needs of the homeless, special needs populations, and housing providers.

The primary gaps facing Lexington County and the Midlands, in general, are in delivering affordable and supportive housing. This is primarily due to the lack of financial resources for development, operations, and support services. Community development efforts are limited due to a lack of financial resources. The County will continue efforts to identify and utilize new sources of financing for affordable housing, and community development programs. Enhancing coordination efforts among housing providers, service providers, and governmental agencies will also be a priority. The County will continue to coordinate its own departments to ensure that critical services are provided, as well as with other jurisdictions.

The Grants Division will continue to proactively work with other agencies and for-profit and non-profit private organizations to ensure that efficient and effective programs are developed and managed. To the extent that redundancy is reduced, and streamlining is increased, the County and municipalities will all better serve the communities.

### **Discussion:**

The County implements its housing and community development goals and objectives through coordination with other public and private entities. The County is the lead agency responsible for implementing the CDBG, HOME, and ESG programs in Lexington County and will continue to coordinate with MACH, the United Way. Moreover, the County will continue to work diligently with municipal partners, housing authorities, local social service agencies, private developers, nonprofit organizations,

and citizens in order to foster improvements in the delivery structure.



# Program Specific Requirements

## AP-90 Program Specific Requirements – 91.220(I)(1,2,4)

### Introduction:

The County of Lexington has targeted significant CDBG, HOME and ESG resources toward the public service, infrastructure, and housing programs designed to address issues and improve the lives of the county’s low-and-moderate income populations of the County. The work of the County in conjunction with the numerous partners will act as a catalyst to invite the additional public and private investment of capital and services, to increase the quantity and quality of affordable housing, and to help low to moderate-income residents acquire needed information, knowledge, and skills to improve their employment opportunities.

### Community Development Block Grant Program (CDBG)

#### Reference 24 CFR 91.220(I)(1)

Projects planned with all CDBG funds expected to be available during the year are identified in the Projects Table. The following identifies program income that is available for use that is included in projects to be carried out.

1. The total amount of program income that will have been received before the start of the next program year and that has not yet been reprogrammed	13,246
2. The amount of proceeds from section 108 loan guarantees that will be used during the year to address the priority needs and specific objectives identified in the grantee's strategic plan.	0
3. The amount of surplus funds from urban renewal settlements	0
4. The amount of any grant funds returned to the line of credit for which the planned use has not been included in a prior statement or plan	0
5. The amount of income from float-funded activities	0
<b>Total Program Income:</b>	<b>13,246</b>

### Other CDBG Requirements

1. The amount of urgent need activities	0
2. The estimated percentage of CDBG funds that will be used for activities that benefit persons of low and moderate income. Overall Benefit - A consecutive period of one, two or three years may be used to determine that a minimum overall benefit of 70% of CDBG funds is used to benefit persons of low and moderate income. Specify the years covered that include this Annual Action Plan.	80.00%

**HOME Investment Partnership Program (HOME)  
Reference 24 CFR 91.220(l)(2)**

1. A description of other forms of investment being used beyond those identified in Section 92.205 is as follows:

There are no other forms of investment.

2. A description of the guidelines that will be used for resale or recapture of HOME funds when used for homebuyer activities as required in 92.254, is as follows:

The County of Lexington's home recapture provisions are applicable to the Downpayment Assistance Program and the amount subject to recapture is the direct subsidy received by the homebuyer.

- In the specific instance of the County's DPA Program, the County's recapture provision is on a prorated scale based on the length of time the applicant maintains ownership and occupies the home. The chart below is an example of the repayment schedule based on an affordability period of five (5) years with a HOME investment of no less than \$5,000.

3. A description of the guidelines for resale or recapture that ensures the affordability of units acquired with HOME funds? See 24 CFR 92.254(a)(4) are as follows:

The County does not currently participate in resale activities with HOME funds and affordability requirements are imposed by deed restrictions, covenants running with the land. Home assisted rental units must meet the affordability for a specific period which depends upon the type of activity or level of HOME funding. Specifically, the sale of the property during the affordability period triggers repayment of the direct HOME subsidy which limits the amount to be recaptured to the net

proceeds available from the sale minus loan repayment and closing costs.

4. Plans for using HOME funds to refinance existing debt secured by multifamily housing that is rehabilitated with HOME funds along with a description of the refinancing guidelines required that will be used under 24 CFR 92.206(b), are as follows:

This is not applicable to the County of Lexington's HOME Investment Partnership (HOME) Program.

**Emergency Solutions Grant (ESG)  
Reference 91.220(l)(4)**

1. Include written standards for providing ESG assistance (may include as attachment)
  - Must be private nonprofit organizations.
  - Agencies must submit 501(c)3 status documentation.
  - Agency's project request for HESG funds must be endorsed by the local Continuum of Care to make sure the agency's project is in line with the CoC's priorities and standards.
  - Agencies must provide a service that HUD prioritizes (Rapid Re-Housing, Street/Community outreach, Shelter Operations).
  - Any agency receiving HESG funds is obligated to maintain both client services activity records and performance outcome measures utilizing HMIS. Domestic violence, HIV/AIDS and legal service providers must use a comparable database that collects client-level data over time and generates unduplicated aggregate reports.
2. If the Continuum of Care has established centralized or coordinated assessment system that meets HUD requirements, describe that centralized or coordinated assessment system.

United Way of the Midlands (UWM), serves as lead HUD agency for the Midlands Area Consortium for the Homeless (MACH) which is the HUD designated Homeless Continuum of Care (SC-502) for Lexington County. UWM also serves as the MACH lead agency for the Homeless Management Information System (HMIS). HMIS data is used to collect and report on ESG program results. UWM will support Lexington County's ESG implementation with reporting on agency HMIS data.

MACH collaborates with the other South Carolina CoCs and the South Carolina Office of Economic Opportunity (OEO) to establish state-wide ESG performance measures, HMIS data collection standards, and standards for agency training and data quality. MACH considers agency capacity to administer funding and successful programs and collaboration with MACH key to community success in addressing homelessness and these factors are prioritized above individual funding categories within ESG.

- MACH provides ESG certification based on the following factors:
  - Participation in the Coordinated Entry System – including serving as a MACH Access Point (MAP)
  - Participation in HMIS (except providers serving domestic violence survivors)
  - Participation and membership with MACH
3. Identify the process for making sub-awards and describe how the ESG allocation available to private nonprofit organizations (including community and faith-based organizations).

The County issues a Request for Applications (RFA) requesting that interested agencies apply for ESG eligible activities. Applications are then reviewed and scored by Community Development staff and then presented to the Advisory Committee for discussion and funding recommendations. After the required comment period and a Public Hearing, funding recommendations are presented to the County Council for approval. For ESG funding, Lexington County must consult with the local Continuum of Care (CoC) in determining how to allocate these funds.

4. If the jurisdiction is unable to meet the homeless participation requirement in 24 CFR 576.405(a), the jurisdiction must specify its plan for reaching out to and consulting with homeless or formerly homeless individuals in considering policies and funding decisions regarding facilities and services funded under ESG.

A homeless and/or formerly homeless individual participates in the United Way of the Midlands governing body. Lexington County consults with the United Way of the Midlands when prioritizing policy and funding decisions related to the ESG program.

5. Describe performance standards for evaluating ESG.

The County evaluates subrecipients based on planned expenditures verse actual expenditures. The County also looks at the planned number of people served verse the actual number of people served.

The County of Lexington has a vigorous HOME Program, which includes a Comprehensive Rehabilitation Program, Housing Acquisition, Rehab, and Rental, as well as Down Payment Assistance. To this end, the County follows all HUD recapture and resale provisions. What's more, the County thoroughly educates individual homeowners, as well as the CHDO's and non-profit developers.

## **Attachments**

### **Citizen Participation Comments**



# APPENDIX A CITIZEN PARTICIPATION PLAN

Lexington County  
Community Development Department  
212 South Lake Drive, Suite 401  
Lexington, South Carolina 29072



## APPENDIX A – CITIZEN PARTICIPATION PLAN

---

### Introduction

Lexington County receives funds annually from the United States Department of Housing and Urban Development (HUD) to implement the Community Development Block Grant (CDBG) program. The primary goals of the CDBG program are to provide decent housing, a suitable living environment, and expand economic opportunities particularly for low- and moderate-income persons.

To receive CDBG funds, the County is required to develop and implement a Citizen Participation Plan (CPP). The purpose of the CPP is to encourage citizen participation in the development, implementation and evaluation of the specific activities described within the Consolidated Plan and funded through the CDBG program.

The Consolidated Plan is a comprehensive planning process that describes the County's housing market conditions, identifies overall needs for affordable housing and non-housing community development, and provides strategies to address those needs. The Consolidated Plan also serves as the application for Federal funding under the Community Development Block Grant (CDBG) program.

The Citizen Participation Plan sets forth the policies and procedures for citizen involvement in the following components of the Consolidated Plan:

- Five-Year Consolidated Plan
- Annual One-Year Action Plan
- Substantial Amendments
- Consolidated Annual Performance Report (CAPER)

### Definitions

The following terms are used in the Citizen Participation Plan and can be defined as follows:

#### ***Consolidated Plan***

This is the collective term for the Five-Year Consolidated Plan, Annual One-Year Action Plan, and the Consolidated Annual Performance Evaluation Report (CAPER).

#### ***Five-Year Consolidated Plan***

This document is prepared once every five years and serves as the County's housing and community development plan. HUD requires the Plan from the County to receive CDBG funds.

The Plan is prepared in accordance with the process prescribed in 24 CFR Part 91 and describes the County's housing and community development needs, resources, and priorities and proposed activities to be undertaken over a five-year period.

***Annual One-Year Action Plan***

This document is prepared annually and is an update to the Five-Year Consolidated Plan. This Plan describes the needs, resources, priorities and proposed activities to be undertaken over a one-year period.

***CDBG (Community Development Block Grant Program):*** A U.S. Department of Housing and Urban Development (HUD) grant which provides for a variety of community development programs that benefit low- and moderate-income persons.

***Consolidated Annual Performance Evaluation Report (CAPER)***

This document is prepared annually and describes the efforts and progress made in implementing the Five-Year Consolidated Plan and One-Year Action Plan for the preceding Program Year.

***Program Year***

The year in which CDBG, HOME and ESG activities are carried out. The program year begins July 1<sup>st</sup> and ends June 30<sup>th</sup>.

***Substantial Amendment***

HUD requires grantees to submit an amendment to their Annual Action Plan when there is a substantial change in the allocation priorities or methods of distribution to projects funded with CDBG. A substantial amendment is defined as one of the following:

1. Project deletions or changes made in allocation priorities or methods of distribution that have the effect of changing the funding level of individual CDBG projects identified in the Annual Action Plan by more than 30% of an entitlement jurisdiction's annual funding level;
2. Any new eligible activity funded with CDBG not already identified in the Annual Action Plan;
3. Significant changes in the use of CDBG funds from one eligible activity to another, in an amount greater than 30% of the annual CDBG allocation.

Substantial amendments will be made available for public comment at the same locations previously described for the Consolidated Plan/Annual Action Plan. Resident comments (verbal and written) received during the citizen participation process will be summarized in writing and included in an attachment to any amendments submitted to HUD.



## Citizen Participation Plan Adoption / Amendments

The County will make the CPP available to the public and provide citizens with reasonable notice and opportunity to comment on the adoption of, and amendments to, the CPP. Upon request, the CPP will be provided in a format accessible to persons with disabilities. Prior to adopting or amending the CPP, the County will publish a notice in The Chronicle Newspaper and in the Lexington County's Administration Building (a public facility) establishing a minimum of 15 days for the public to comment.

## Development of the Consolidated Plan

In developing the Consolidated Plan, the County will utilize information obtained through citizen participation at public hearings, written comments received, electronic and hard copy surveys (provided in English and Spanish), and consultation with:

- Public and private agencies that provide:
  - Assisted Housing
  - Health Services
  - Social Services For:
    - ∞ Children
    - ∞ Elderly
    - ∞ Persons with Disabilities
    - ∞ Persons with HIV/AIDS and Their Families
    - ∞ Homeless Persons
- Local Health and Child Welfare Agencies
- (Lead-Based Paint Hazards and Poisoning).
- Adjacent Jurisdictions (Non-housing Community Development Needs)
- State of South Carolina (Non-housing Community Development Needs)
- Area Planning Agencies (Central Midlands Council of Governments)

## Amendments to the Consolidated Plan

HUD requires the County to amend its approved Five-Year Consolidated Plan and/or One-Year Annual Action Plan whenever one of the following decisions is made:

- To make a change in allocation priorities or a change in the method of distribution of funds;
- To carry out an activity using funds from any program covered by the Consolidated Plan not previously described in the Annual Action Plan (including program income); or
- To change the purpose, scope, location or beneficiaries of an activity.

Prior to implementation, the County will classify an amendment as either substantial or non-substantial. The public will be notified of any amendments classified as substantial and will be provided the opportunity to comment as described in Section VI (Public Comment). An amendment will be considered substantial if it meets the following criteria:

- The amendment will result in a change in the use of CDBG funds from one eligible activity to another when the activity funds are greater than 30% of the Fiscal Year's CDBG entitlement grant award.
- Adds an activity; or
- Deletes an activity

Following the implementation of any amendment, the County will notify HUD that an amendment has been made by submitting a copy of the amendment along with any supporting documentation.

## Public Comment

Citizens are encouraged to participate and provide comments on the Five-Year Consolidated Plan, One-Year Annual Action Plan, substantial amendments, and the CAPER. Prior to submission to HUD, the County will place a notice in The Chronicle Newspaper informing citizens of the availability of the document and the time period allowed for submitting comments before the documents are finalized and submitted to HUD. Any public comments received during the comment period shall be considered, summarized and attached to the documents prior to submission to HUD. The numbers of days allowed for public comment on each document are as follows:

- Five-Year Consolidated Plan – 30 days
- One Year Annual Action Plan – 30 days
- Substantial Amendment(s) – 30 days
- CAPER – 15 days

## Public Hearings

The County will hold a minimum of two (2) public hearings each program year to obtain citizens views and respond to proposals and questions. The purposes of the hearings are to allow the public the opportunity to comment on:

- Program Performance

- **Housing and Community Development Needs**
- **Development of Proposed Activities**

Public hearings will be held at times and locations convenient to potential or actual beneficiaries, and with accommodation for persons with disabilities. The hearings will generally be held at the Lexington County Administration Building. Also, throughout the comment period surveys and comment cards will be left at various public facilities within Lexington County for community input. Accommodations for persons with visual, hearing or other impairments will be made upon request and reasonable notice. If a significant number of non-English speaking persons can be reasonably expected to attend the hearing, the County will make translation services available. At a minimum, hearings will be conducted during normal County business hours. When practical, hearings may be conducted after normal business hours.

The **first public hearing** is held during the development of the Consolidated Annual Performance Report (CAPER) and prior to making the Annual One-Year Action Plan or Five-Year Consolidated Plan available for public comment. The purpose of this hearing is to:

- Discuss the County's annual performance in achieving its goals and objectives for the preceding program year, and
- Obtain views from citizens on housing and community development needs, including priority non-housing community development needs, for the upcoming program year.

Input from this hearing is utilized in finalizing the CAPER and developing the Annual One-Year Action Plan or Five-Year Consolidated Plan.

The **second public hearing** is held during the development of the Annual One-Year Action Plan or Five-Year Consolidated Plan. This hearing is held primarily to discuss and obtain views from citizens regarding the draft plan including input on proposed activities, and funding amounts.

- **Public Hearing on CAPER** ..... August – September
- **Public Hearing on proposed Annual Action Plan** ..... April - May

Notice of the public hearings will be published in *The Chronicle* and in the Lexington County's Administration Building (a public facility) at least 7 days before the scheduled hearing date. Notices will include the date, time, location, and purpose of the hearing, and the name and phone number of the County contact person for questions and clarification.

In the event that national or local health officials recommend social distancing and/or limited public gatherings for public health reasons, virtual or web-based hearings will be used in lieu of in-person hearings. If this format is used, real-time responses, timely responses from local officials to all citizen questions and issues, public access to all questions and response and

accommodations for persons with disabilities or limited English proficiency will be made to the greatest extent possible.

The hearings generally address housing, social, and community development needs, proposed activities and the review of program performance. On the day of the public hearing, comments may be submitted in writing or made orally during the hearing.

## Notices During A Disaster Or State Of Emergency

In the event of certain disasters or emergencies, HUD may provide waivers and or alternative requirements relative to public notification processes. In such events, the County will avail itself of any alternatives, provided that it will help in the expediting notifications for the delivery of assistance to the communities.

## Meetings

In the event local meetings are held in addition to public hearings in the development of the Consolidated Plan, the County will provide citizens with reasonable and timely access. Notice of such meetings will be accomplished by direct invitation, media releases, or similar means to ensure that interested persons have an opportunity to participate. The County will determine the specific form and timing of notification based on the purpose of the meeting.

## Availability to Public

Copies of the CPP, Consolidated Plan, substantial amendments and CAPER will be available to the public for review during normal County business hours at the Department of Community and Economic Development, Lexington County Administration Building. All documents will be made available in a form accessible to persons with disabilities upon request and with reasonable notice.

## Disasters, Emergency Provisions

In the event of a declared disaster or emergency, it may be necessary to expedite the adoption of the Annual Action Plan and/or substantial amendments to the Consolidated Plan. These amendments may include funding new activities and or the reprogramming of funds, including cancelling activities to meet needs resulting from a declared disaster or emergency. Therefore, the County may utilize CDBG and ESG funds to meet these needs with a 5 day public comment period instead of a 30 day public comment period (which is otherwise required). With respect to a declared disaster or emergency event, the County may elect to use CDBG and/or ESG funds to address needs not provided for by the Federal Emergency Management Agency (FEMA) and the

Small Business Administration or other disaster relief efforts. Funding for disaster relief may not duplicate other efforts undertaken by federal or local sources unless allowed by the federal government. Potential eligible uses of funds are those that are included in this Citizen Participation Plan, the Consolidated Plan or any other CDBG eligible use. HUD may provide new guidance on eligible uses in which the County will comply with and may utilize as well.

In the event of declared disaster or emergency event, such as a pandemic or any other event that leads to the closure of Lexington County Administration Building, the County has the option to use the following provisions:

- When soliciting input for the County's Consolidated Plan, Annual Action Plan, substantial amendments or Annual Performance Report, APH or substantial APH revision a short summary description of each will be provided in each public notice for informational purposes and will be posted online on the County's website <https://lex-co.sc.gov/>. Hard copies will not be required to be posted.
- Public comment will be received solely via the email [cdcustomerservice@lex-co.com](mailto:cdcustomerservice@lex-co.com)
- Public hearings may be held virtually, to be consistent with national/local health authorities recommending social distancing and limiting public gatherings for public health reasons, and there will be a process in place detailing how citizens can virtually participate in the public hearings.
- The public comment period will be shortened to 5 days

## Access to Records

The County will provide citizens, public agencies and other interested parties with reasonable and timely access to information and records relating to the County's Consolidated Plan and the County's use of CDBG assistance. Specific requests for such information must be submitted in writing to:

Robbie Derrick, Director  
Lexington County  
Community Development Department  
212 South Lake Drive  
Lexington, South Carolina 29072

## Technical Assistance

The County will provide technical assistance to group representatives of persons of low- and moderate-income that request such assistance in developing proposals for funding assistance under the County's CDBG program. The level and type of assistance provided will be determined by the County on a case-by-case basis depending on the needs and capacity of the groups requesting assistance. The technical assistance provided will not include the provision of funds to the groups.

## Displacement

The County will make every effort to minimize displacement of persons affected by any CDBG activities. It will comply with the acquisition and relocation requirements of the Uniform Relocation Assistance and Real Property Acquisition Policies Act of 1970, as amended (43 U.S.C. 4601), and implementing regulations at 49 CFR part 135.

## Complaints

The County will provide, at a minimum, a timely, substantive, written response to all written citizen complaints related to the Consolidated Plan, amendments, and CAPER. The response will be provided within 15 working days, when practicable, after receipt of the complaint. All complaints must be submitted in writing to the following address:

Robbie Derrick, Director  
Lexington County  
Community Development Department  
212 South Lake Drive  
Lexington, South Carolina 29072

**Appendix A: Citizen Participation Plan - Revision History**

<b>REVISION HISTORY</b>		
<b>Issue No.</b>	<b>Changed By</b>	<b>Approved By Date + Description of Change</b>
1	Sandy Fox	April 2, 2020 – include virtual or web based hearings in lieu of in-person hearings
<b>Special Comments:</b>		



Post Office Box 9  
Lexington, SC 29071  
(803) 759-7633

# Affidavit of Publication

I hereby certify that on the dates appearing below, I did publish the attached notice in the Lexington County Chronicle & The Dispatch-News, a newspaper of general circulation in the County of Lexington, State of South Carolina, in accordance with the laws of said county and state.

Publication Dates:

4-2-2020

*M. MacLeod Bellman*  
Lexington County Chronicle  
& The Dispatch-News

Sworn to before me this 2nd day of April, 2020

*Jewel Hull*  
Jewel Hull  
Notary Public for South Carolina

My Commission Expires October 3, 2028



**COUNTY OF LEXINGTON PUBLIC REVIEW NOTICE OF PROPOSED CITIZEN PARTICIPATION PLAN**

The County of Lexington Citizen Participation Plan (see page H-10) funded program in Lexington County and citizen participation opportunities related to the O-289, I-95, 450 and 242-DOT action programs as well as Annual Performance Reports, other Citizen Participation Issues, and related to the Citizen Participation Plan.

The Office of Community Development is soliciting comments on the proposed H-10 related Citizen Participation Plan.

**Public Comment Period**  
A draft of the Citizen Participation Plan will be made available for public review and comment on April 1, 2020. Copies of the Plan may be downloaded from the County website (<http://www.lexcountysc.gov>) or contact community development/plan-program-services/development-program.

**Public Hearing Notice**  
In addition to the H-10, additional public hearings will not be scheduled. All information on the Citizen Participation Plan will be posted on Lexington County's website, Facebook page and Twitter. If you are unable to access the online survey, you may call 803-763-3121 and request the survey to be mailed to you. We may also request to speak to either the Grants Manager or the Grants Administrator if you should have questions regarding the Plan.

**Written Comments**  
The views of citizens, public agencies and other interested parties are encouraged. The Office of Community Development will accept written comments on the Plan. All questions and comments may be directed to the Division of Grant Manager, Grants Manager/Grants Study Pro, Grants Administration at The Lexington County Office of Community Development, 212 South Lake Drive, Suite 401, Lexington, SC 29077. Written comments will be accepted through April 17, 2020. Alternatively, any comments may be emailed to [adoc@lexcountysc.gov](mailto:adoc@lexcountysc.gov).

**Other Information**  
Persons with special needs or accommodations relating to handicapped accessibility or low print language should contact Grants Study Pro at [adoc@lexcountysc.gov](mailto:adoc@lexcountysc.gov) or Cheri Hordeman at [chordem@lexcountysc.gov](mailto:chordem@lexcountysc.gov) or by phone at (803) 763-3121. This notice is available upon request.

The County of Lexington does not discriminate in any of its programs or services.



Post Office Box 9  
Lexington, SC 29071  
(803) 359-7633



# Affidavit of Publication

I hereby certify that on the dates appearing below, I did publish the attached notice in the Lexington County Chronicle & The Dispatch-News, a newspaper of general circulation in the County of Lexington, State of South Carolina, in accordance with the laws of said county and state.

Publication Dates:

4-9-2020

M. Leod Bellum  
Lexington County Chronicle  
& The Dispatch-News

Sworn to before me this 9th day of April, 2020

Jewel Hull  
Jewel Hull  
Notary Public for South Carolina

My Commission Expires October 3, 2028



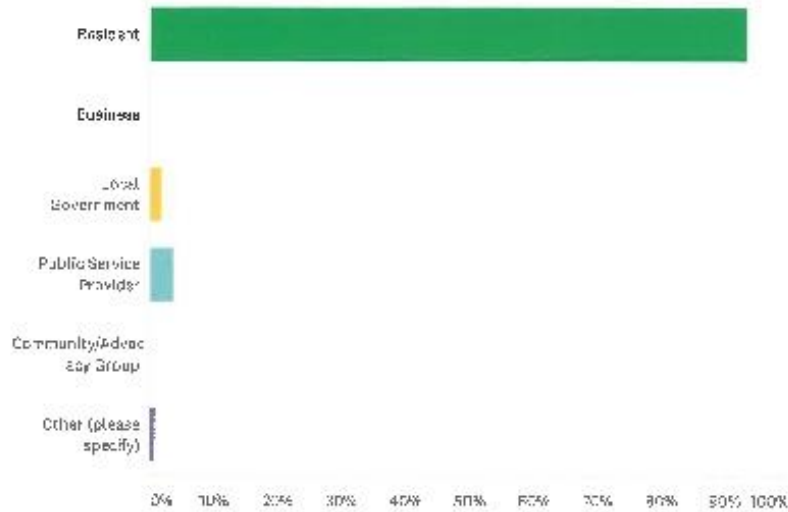
# Appendix B

## Primary Needs Assessment Online Survey

Lexington County Community Needs Survey

Q1 Which best describes you?

Answered: 436 Skipped: 1



ANSWER CHOICES	RESPONSES	
Resident	98.58%	408
Business	0.00%	0
Local Government	1.83%	8
Public Service Provider	3.67%	16
Community/Advocacy Group	0.00%	0
Other (please specify)	0.92%	4
TOTAL		436

#	OTHER (PLEASE SPECIFY)	DATE
1	Resident and Business Owner within the County	3/30/2020 10:34 AM
2	26170	3/25/2020 3:17 PM
3	First responder	3/25/2020 2:43 PM
4	Resident and Business	3/25/2020 2:39 PM

Lexington County Community Needs Survey

**Q2 What is your zip code?**

Answered: 437 Skipped: 0

2 / 41

Lexington County Community Needs Survey

#	RESPONSES	DATE
1	29150	3/31/2020 8:05 AM
2	29210	3/30/2020 7:48 PM
3	29123	3/30/2020 1:34 PM
4	29123	3/30/2020 11:59 AM
5	29070	3/30/2020 10:34 AM
6	29072	3/30/2020 10:16 AM
7	29072	3/30/2020 8:55 AM
8	29170	3/30/2020 8:53 AM
9	29073	3/30/2020 7:54 AM
20	29036	3/29/2020 11:37 PM
11	29170	3/29/2020 11:06 PM
12	29073	3/29/2020 10:59 AM
13	29072	3/29/2020 5:57 AM
14	29072	3/29/2020 5:12 AM
15	29170	3/29/2020 4:23 AM
16	29072	3/29/2020 3:20 AM
17	29054	3/29/2020 2:19 AM
18	29073	3/28/2020 11:44 PM
19	29072	3/28/2020 11:20 PM
20	29072	3/28/2020 9:29 PM
21	29053	3/28/2020 8:40 PM
22	29073	3/28/2020 8:29 PM
23	29073	3/28/2020 7:39 AM
24	29054	3/28/2020 2:37 AM
25	29072	3/28/2020 1:50 AM
26	29073	3/28/2020 1:43 AM
27	29073	3/28/2020 1:28 AM
28	29170	3/28/2020 12:24 AM
29	29072	3/27/2020 11:59 PM
30	29073	3/27/2020 10:56 PM
31	29072	3/27/2020 8:50 PM
32	29054	3/27/2020 7:59 PM
33	29073	3/27/2020 7:18 PM
34	29054	3/27/2020 7:02 PM
35	29160	3/27/2020 5:24 PM
36	29054	3/27/2020 4:46 PM
37	29070	3/27/2020 3:31 PM

Lexington County Community Needs Survey

38	29073	3/27/2020 3:06 PM
39	29073	3/27/2020 2:53 PM
40	20073	3/27/2020 2:28 PM
41	29123	3/27/2020 1:34 PM
42	29189	3/27/2020 1:10 PM
43	29054	3/27/2020 12:46 PM
44	29070	3/27/2020 12:13 PM
45	29073	3/27/2020 12:06 PM
46	20072	3/27/2020 11:57 AM
47	29079	3/27/2020 11:04 AM
48	29073	3/27/2020 9:26 AM
49	29054	3/27/2020 9:38 AM
50	29079	3/27/2020 9:29 AM
51	29072	3/27/2020 9:19 AM
52	29072	3/27/2020 9:10 AM
53	29072	3/27/2020 8:58 AM
54	29070	3/27/2020 8:34 AM
55	29073	3/27/2020 8:14 AM
56	29072	3/27/2020 8:12 AM
57	29070	3/27/2020 8:02 AM
58	29072	3/27/2020 8:00 AM
59	29073	3/27/2020 7:54 AM
60	29073	3/27/2020 7:52 AM
61	29078	3/27/2020 7:25 AM
62	29072	3/27/2020 7:14 AM
63	29079	3/27/2020 7:08 AM
64	29072	3/27/2020 6:47 AM
65	29072	3/27/2020 6:01 AM
66	20053	3/27/2020 4:38 AM
67	29170	3/27/2020 4:23 AM
68	29079	3/27/2020 3:22 AM
69	29072	3/27/2020 3:21 AM
70	29073	3/27/2020 3:01 AM
71	29054	3/27/2020 1:29 AM
72	29073	3/27/2020 1:25 AM
73	29053	3/27/2020 12:36 AM
74	29170	3/26/2020 11:17 PM
75	29072	3/25/2020 10:50 PM

Lexington County Community Needs Survey

76	29072	3/26/2020 10:48 PM
77	29072	3/26/2020 10:27 PM
78	29072	3/26/2020 10:26 PM
79	29170	3/26/2020 10:22 PM
80	29072	3/26/2020 10:17 PM
81	29072	3/26/2020 10:10 PM
82	29072	3/26/2020 9:42 PM
83	29072	3/26/2020 9:40 PM
84	29073	3/26/2020 9:28 PM
85	29073	3/26/2020 9:56 PM
86	29180	3/26/2020 9:51 PM
87	29072	3/26/2020 9:44 PM
88	29070	3/26/2020 9:38 PM
89	29073	3/26/2020 9:32 PM
90	29070	3/26/2020 9:21 PM
91	29136	3/26/2020 9:20 PM
92	29073	3/26/2020 7:52 PM
93	29073	3/26/2020 7:49 PM
94	29170	3/26/2020 7:31 PM
95	29072	3/26/2020 7:31 PM
96	29070	3/26/2020 7:19 PM
97	29073	3/26/2020 6:15 PM
98	29073	3/26/2020 6:14 PM
99	29073	3/26/2020 6:00 PM
100	29054	3/26/2020 5:38 PM
101	29072	3/26/2020 5:32 PM
102	29170	3/26/2020 5:28 PM
103	29072	3/26/2020 5:12 PM
104	29070	3/26/2020 5:06 PM
105	29170	3/26/2020 5:03 PM
106	29073	3/26/2020 4:57 PM
107	29072	3/26/2020 4:01 PM
108	29054	3/26/2020 4:00 PM
109	29054	3/26/2020 3:59 PM
110	29070	3/26/2020 3:53 PM
111	29170	3/26/2020 3:48 PM
112	29072	3/26/2020 3:47 PM
113	29056	3/26/2020 3:44 PM

Lexington County Community Needs Survey

114	28172	3/26/2020 3:38 PM
115	29071	3/26/2020 3:11 PM
116	29053	3/26/2020 3:04 PM
117	29173	3/25/2020 3:03 PM
118	29073	3/26/2020 2:50 PM
119	29072	3/26/2020 2:34 PM
120	29072	3/26/2020 2:31 PM
121	29061	3/25/2020 2:20 PM
122	29053	3/26/2020 2:17 PM
123	29053	3/26/2020 2:15 PM
124	29036	3/26/2020 2:03 PM
125	29073	3/26/2020 1:59 PM
125	29073	3/26/2020 1:56 PM
127	29061	3/26/2020 1:53 PM
128	29169	3/26/2020 1:51 PM
129	29053	3/26/2020 1:44 PM
130	29073	3/26/2020 1:43 PM
131	29073	3/26/2020 1:38 PM
132	29073	3/26/2020 1:32 PM
133	29073	3/26/2020 1:19 PM
134	29070	3/26/2020 12:58 PM
135	29073	3/26/2020 12:55 PM
135	29072	3/26/2020 12:40 PM
137	29170	3/26/2020 12:45 PM
138	29072	3/26/2020 12:41 PM
139	29079	3/26/2020 12:40 PM
140	29057	3/26/2020 12:38 PM
141	29123	3/26/2020 12:37 PM
142	29053	3/26/2020 12:31 PM
143	29053	3/26/2020 12:27 PM
144	29073	3/26/2020 12:24 PM
145	29072	3/26/2020 12:23 PM
146	29036	3/26/2020 12:17 PM
147	29123	3/26/2020 12:17 PM
148	29073	3/26/2020 12:12 PM
149	29072	3/26/2020 12:06 PM
150	29036	3/26/2020 12:06 PM
151	29170	3/26/2020 12:02 PM



Lexington County Community Needs Survey

152	29053	3/25/2020 11:54 AM
153	29073	3/25/2020 11:54 AM
154	29123	3/25/2020 11:51 AM
155	29170	3/25/2020 11:51 AM
156	29170	3/25/2020 11:46 AM
157	29053	3/25/2020 11:36 AM
158	29073	3/25/2020 11:36 AM
159	29073	3/25/2020 11:31 AM
160	29072	3/26/2020 11:28 AM
161	29036	3/25/2020 11:22 AM
162	29053	3/25/2020 11:22 AM
163	29073	3/26/2020 11:22 AM
164	29070	3/25/2020 11:19 AM
165	29070	3/25/2020 11:15 AM
166	29073	3/26/2020 11:14 AM
167	29123	3/25/2020 11:09 AM
168	29054	3/25/2020 11:06 AM
169	29073	3/25/2020 10:35 AM
170	29072	3/25/2020 10:30 AM
171	29072	3/25/2020 10:32 AM
172	29072	3/25/2020 10:25 AM
173	29070	3/25/2020 10:25 AM
174	29172	3/25/2020 10:14 AM
175	29172	3/25/2020 10:06 AM
176	29053	3/26/2020 10:06 AM
177	29172	3/25/2020 10:05 AM
178	29792	3/25/2020 10:01 AM
179	29073	3/25/2020 9:59 AM
180	29072	3/25/2020 9:57 AM
181	29072	3/25/2020 9:55 AM
182	29072	3/25/2020 9:49 AM
183	29073	3/25/2020 9:47 AM
184	29065	3/25/2020 9:42 AM
185	29073	3/25/2020 9:32 AM
186	29051	3/25/2020 9:28 AM
187	29053	3/25/2020 9:29 AM
188	29073	3/25/2020 9:23 AM
189	29054	3/25/2020 9:20 AM

Lexington County Community Needs Survey

190	29006	3/25/2020 9:20 AM
191	29222	3/25/2020 9:18 AM
192	29072	3/25/2020 9:17 AM
193	29077	3/25/2020 9:14 AM
194	29073	3/25/2020 9:14 AM
195	29051	3/25/2020 9:10 AM
196	29072	3/25/2020 9:08 AM
197	29073	3/25/2020 9:06 AM
198	29166	3/25/2020 9:03 AM
199	29073	3/25/2020 9:02 AM
200	29073	3/25/2020 9:00 AM
201	29073	3/25/2020 8:56 AM
202	29070	3/25/2020 8:55 AM
203	29073	3/25/2020 8:49 AM
204	29170	3/25/2020 8:48 AM
205	29166	3/25/2020 8:41 AM
206	29072	3/25/2020 8:38 AM
207	29073	3/25/2020 8:38 AM
208	29170	3/25/2020 8:32 AM
209	29073	3/25/2020 8:31 AM
210	29070	3/25/2020 8:22 AM
211	29072	3/25/2020 8:21 AM
212	29053	3/25/2020 8:20 AM
213	29166	3/25/2020 8:16 AM
214	29072	3/25/2020 8:15 AM
215	29072	3/25/2020 8:14 AM
216	29170	3/25/2020 8:12 AM
217	29166	3/25/2020 8:11 AM
218	29036	3/25/2020 8:10 AM
219	29170	3/25/2020 8:07 AM
220	29054	3/25/2020 8:03 AM
221	29073	3/25/2020 8:00 AM
222	29166	3/25/2020 8:00 AM
223	29054	3/25/2020 7:58 AM
224	29073	3/25/2020 7:54 AM
225	29170	3/25/2020 7:53 AM
226	29073	3/25/2020 7:53 AM
227	29122	3/25/2020 7:50 AM

Lexington County Community Needs Survey

228	28123	3/26/2020 7:50 AM
229	29053	3/26/2020 7:48 AM
230	23053	3/26/2020 7:47 AM
231	29070	3/26/2020 7:46 AM
232	23054	3/26/2020 7:45 AM
233	29054	3/26/2020 7:41 AM
234	29073	3/26/2020 7:40 AM
235	29172	3/26/2020 7:38 AM
236	29072	3/26/2020 7:36 AM
237	29053	3/26/2020 7:24 AM
238	29073	3/26/2020 7:31 AM
239	29073	3/26/2020 7:31 AM
240	29073	3/26/2020 7:30 AM
241	29054	3/26/2020 7:27 AM
242	29179	3/26/2020 7:28 AM
243	29006	3/26/2020 7:26 AM
244	29070	3/26/2020 7:26 AM
245	29072	3/26/2020 7:24 AM
246	29172	3/26/2020 7:24 AM
247	29072	3/26/2020 7:22 AM
248	29073	3/26/2020 7:21 AM
249	29073	3/26/2020 7:21 AM
250	29006	3/26/2020 7:21 AM
251	29072	3/26/2020 7:20 AM
252	28123	3/26/2020 7:18 AM
253	29073	3/26/2020 7:15 AM
254	29073	3/26/2020 7:14 AM
255	29073	3/26/2020 7:11 AM
256	29073	3/26/2020 7:10 AM
257	29073	3/26/2020 7:07 AM
258	29160	3/26/2020 7:07 AM
259	29170	3/26/2020 7:05 AM
260	29070	3/26/2020 7:04 AM
261	29160	3/26/2020 7:04 AM
262	29070	3/26/2020 7:04 AM
263	29072	3/26/2020 7:03 AM
264	29160	3/26/2020 7:01 AM
265	29054	3/26/2020 7:00 AM

Lexington County Community Needs Survey

256	29073	3/26/2020 7:10 AM
257	29172	3/26/2020 7:00 AM
268	29172	3/26/2020 7:00 AM
269	29072	3/26/2020 6:57 AM
270	29033	3/26/2020 6:57 AM
271	29054	3/26/2020 6:54 AM
272	29072	3/26/2020 6:53 AM
273	29172	3/26/2020 6:53 AM
274	29212	3/26/2020 6:50 AM
275	29053	3/26/2020 6:49 AM
276	29036	3/26/2020 6:40 AM
277	29070	3/26/2020 6:48 AM
278	29036	3/26/2020 6:47 AM
279	29054	3/26/2020 6:47 AM
280	29054	3/26/2020 6:46 AM
281	29053	3/26/2020 6:44 AM
282	29073	3/26/2020 6:43 AM
283	29073	3/26/2020 6:38 AM
284	29169	3/26/2020 6:39 AM
285	29070	3/26/2020 6:38 AM
286	29170	3/26/2020 6:37 AM
287	29123	3/26/2020 6:37 AM
288	29170	3/26/2020 6:36 AM
289	29123	3/26/2020 6:35 AM
290	29073	3/26/2020 6:01 AM
291	29072	3/26/2020 4:24 AM
292	29072	3/26/2020 1:38 AM
293	29053	3/26/2020 12:47 AM
294	29072	3/26/2020 12:41 AM
295	29072	3/25/2020 10:59 PM
296	29170	3/25/2020 10:30 PM
297	29054	3/25/2020 9:43 PM
298	29212	3/25/2020 9:27 PM
299	29072	3/25/2020 8:59 PM
300	29072	3/25/2020 8:31 PM
301	29072	3/25/2020 8:17 PM
302	29073	3/25/2020 8:41 PM
303	29072	3/25/2020 8:39 PM

Lexington County Community Needs Survey

304	28160	3/25/2020 8:35 PM
305	29073	3/25/2020 8:34 PM
306	29072	3/25/2020 8:00 PM
307	29170	3/25/2020 7:29 PM
308	29170	3/25/2020 7:10 PM
309	29073	3/25/2020 7:09 PM
310	29172	3/25/2020 6:52 PM
311	29073	3/25/2020 6:15 PM
312	29072	3/25/2020 5:59 PM
313	29073	3/25/2020 5:49 PM
314	29072	3/25/2020 5:37 PM
315	29054	3/25/2020 5:11 PM
316	29170	3/25/2020 5:03 PM
317	29170	3/25/2020 5:05 PM
318	29072	3/25/2020 5:03 PM
319	29073	3/25/2020 4:48 PM
320	29072	3/25/2020 4:48 PM
321	29200	3/25/2020 4:41 PM
322	29072	3/25/2020 4:34 PM
323	29072	3/25/2020 4:33 PM
324	29073	3/25/2020 4:30 PM
325	29054	3/25/2020 4:24 PM
326	29075	3/25/2020 4:18 PM
327	29073	3/25/2020 3:59 PM
328	29072	3/25/2020 3:57 PM
329	29172	3/25/2020 3:52 PM
330	29054	3/25/2020 3:49 PM
331	29036	3/25/2020 3:44 PM
332	29072	3/25/2020 3:42 PM
333	29072	3/25/2020 3:39 PM
334	29160	3/25/2020 3:31 PM
335	29168	3/25/2020 3:31 PM
336	29073	3/25/2020 3:30 PM
337	29070	3/25/2020 3:27 PM
338	Not	3/25/2020 3:17 PM
339	29073	3/25/2020 3:15 PM
340	29063	3/25/2020 3:15 PM
341	29070	3/25/2020 3:12 PM

Lexington County Community Needs Survey

342	29073	3/25/2020 3:04 PM
343	29123	3/25/2020 3:03 PM
344	29070	3/25/2020 3:01 PM
345	29170	3/25/2020 3:00 PM
346	29212	3/25/2020 2:59 PM
347	29072	3/25/2020 2:55 PM
348	29072	3/25/2020 2:53 PM
349	29072	3/25/2020 2:52 PM
350	29072	3/25/2020 2:51 PM
351	29070	3/25/2020 2:51 PM
352	29072	3/25/2020 2:45 PM
353	29142	3/25/2020 2:45 PM
354	29123	3/25/2020 2:44 PM
355	29054	3/25/2020 2:43 PM
356	29026	3/25/2020 2:43 PM
357	29073	3/25/2020 2:41 PM
358	29160	3/25/2020 2:41 PM
359	29072	3/25/2020 2:39 PM
360	29072	3/25/2020 2:38 PM
361	29053	3/25/2020 2:38 PM
362	29073	3/25/2020 2:38 PM
363	29072	3/25/2020 2:27 PM
364	29072	3/25/2020 2:23 PM
365	29072	3/25/2020 2:19 PM
366	29210	3/25/2020 2:18 PM
367	29073	3/25/2020 2:16 PM
368	29073	3/25/2020 2:15 PM
369	29073	3/25/2020 2:06 PM
370	29172	3/25/2020 2:05 PM
371	29070	3/25/2020 1:59 PM
372	29073	3/25/2020 1:50 PM
373	29170	3/25/2020 1:44 PM
374	29172	3/25/2020 1:43 PM
375	29072	3/25/2020 1:40 PM
376	29072	3/25/2020 1:38 PM
377	29170	3/25/2020 1:37 PM
378	29170	3/25/2020 1:29 PM
379	29072	3/25/2020 1:26 PM

Lexington County Community Needs Survey

360	29170	3/25/2020 1:06 PM
361	29054	3/25/2020 1:05 PM
362	29072	3/25/2020 12:59 PM
363	29122	3/25/2020 12:55 PM
364	29070	3/25/2020 12:57 PM
365	29210	3/25/2020 12:53 PM
366	29070	3/25/2020 12:51 PM
367	29073	3/25/2020 12:50 PM
368	29054	3/25/2020 12:45 PM
369	29073	3/25/2020 12:44 PM
370	29054	3/25/2020 12:43 PM
371	29072	3/25/2020 12:35 PM
372	29006	3/25/2020 12:35 PM
373	29072	3/25/2020 12:34 PM
374	29070	3/25/2020 12:34 PM
375	29036	3/25/2020 12:31 PM
376	29077	3/25/2020 12:30 PM
377	29072	3/25/2020 12:29 PM
378	29054	3/25/2020 12:28 PM
379	29053	3/25/2020 12:28 PM
400	29054	3/25/2020 12:27 PM
401	29036	3/25/2020 12:27 PM
402	29072	3/25/2020 12:26 PM
403	29073	3/25/2020 12:26 PM
404	29189	3/25/2020 12:26 PM
405	29072	3/25/2020 12:26 PM
406	29173	3/25/2020 12:25 PM
407	29054	3/25/2020 12:24 PM
408	29072	3/25/2020 12:21 PM
409	29073	3/25/2020 12:20 PM
410	29072	3/25/2020 12:08 PM
411	29072	3/25/2020 11:57 AM
412	29072	3/25/2020 11:56 AM
413	29172	3/25/2020 11:53 AM
414	29072	3/25/2020 11:51 AM
415	29072	3/25/2020 11:49 AM
416	29170	3/25/2020 11:49 AM
417	29954	3/25/2020 11:47 AM

Lexington County Community Needs Survey

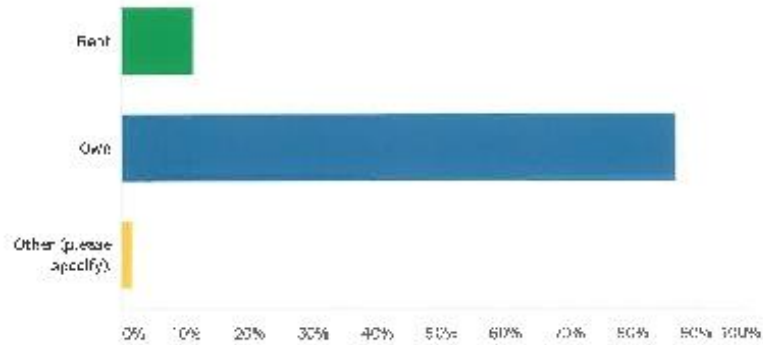
418	29072	3/25/2023 11:44 AM
419	29072	3/25/2023 11:43 AM
420	29073	3/25/2023 11:42 AM
421	29072	3/25/2023 11:40 AM
422	29072	3/25/2023 11:39 AM
423	29072	3/25/2023 11:39 AM
424	29212	3/25/2023 11:39 AM
425	29072	3/25/2023 11:37 AM
426	29166	3/25/2023 11:34 AM
427	29072	3/25/2023 11:32 AM
428	29212	3/25/2023 11:30 AM
429	29210	3/25/2023 11:29 AM
430	29072	3/25/2023 11:19 AM
431	29210	3/25/2023 11:18 AM
432	29166	3/25/2023 11:16 AM
433	29073	3/25/2023 11:14 AM
434	29083	3/25/2023 11:14 AM
435	29073	3/25/2023 11:10 AM
436	29070	3/25/2023 11:08 AM
437	29072	3/25/2023 8:58 AM



Lexington County Community Needs Survey

### Q3 Do you rent or own your home?

Answered: 435 Skipped: 2



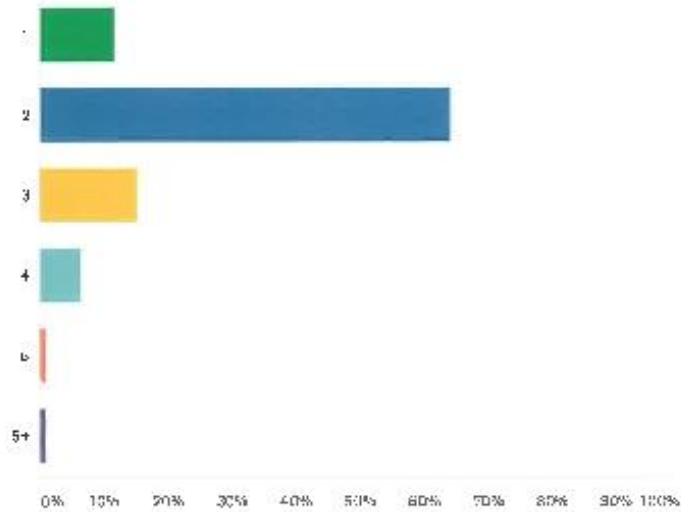
ANSWER CHOICES	RESPONSES	
Rent	11.26%	49
Own	87.13%	379
Other (please specify)	1.61%	7
<b>TOTAL</b>		<b>435</b>

#	OTHER (PLEASE SPECIFY):	DATE
1	Live with parent	3/29/2020 11:37 PM
2	J	3/28/2020 11:31 AM
3	live with family	3/27/2020 12:06 PM
4	Live with family	3/26/2020 10:26 PM
5	Live at home	3/25/2020 9:40 PM
6	Live with my parents	3/25/2020 2:23 PM
7	Live with parents temporarily while finding new house	3/24/2020 11:39 AM

Lexington County Community Needs Survey

Q4 How many adults (18+) live in your household?

Answered: 436 Skipped: 0

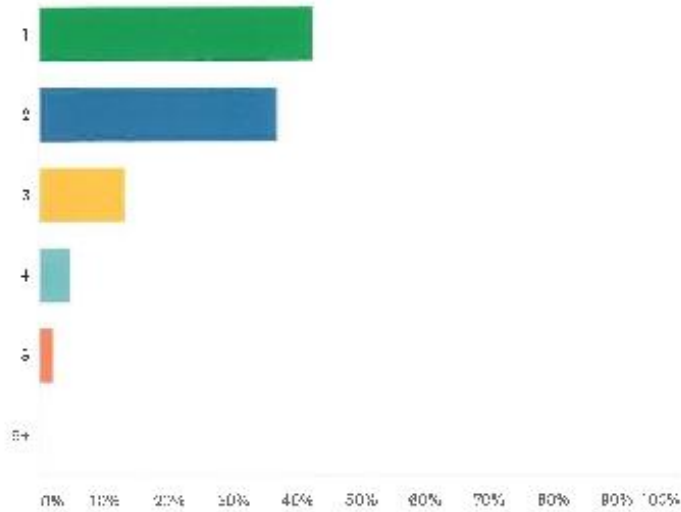


ANSWER CHOICES	RESPONSES	
1	11.70%	51
2	54.22%	230
3	15.37%	67
4	5.42%	23
5	1.15%	5
5+	1.15%	5
TOTAL		436

Lexington County Community Needs Survey

Q5 How many children (under the age of 18) live in your household?

Answered: 232 Skipped: 208

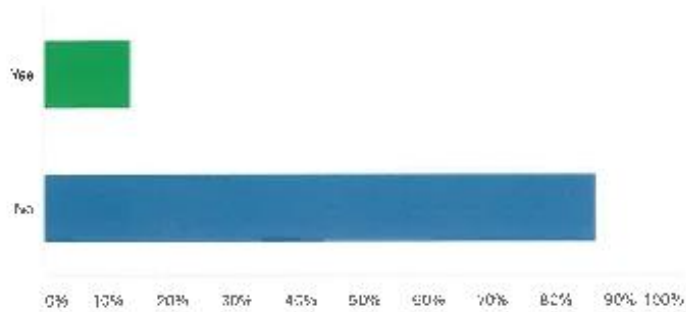


ANSWER CHOICES	RESPONSES	
1	42.67%	99
2	31.87%	88
3	13.36%	31
4	4.74%	11
5	2.24%	5
5+	0.00%	0
TOTAL		232

Lexington County Community Needs Survey

Q6 Do any of your household members have a physical or mental impairment?

Answered: 435 Skipped: 2

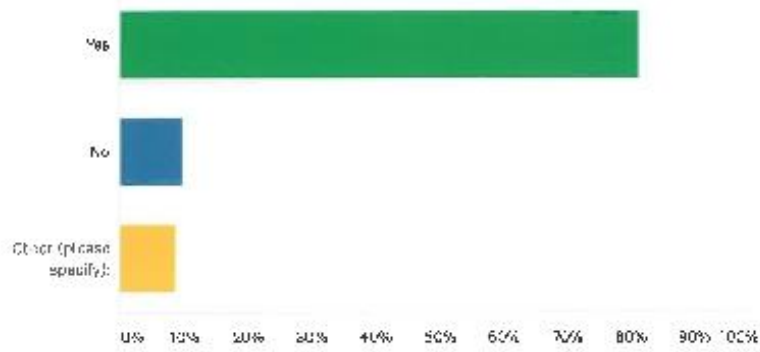


ANSWER CHOICES	RESPONSES	
Yes	13.56%	59
No	86.44%	376
TOTAL		435

Lexington County Community Needs Survey

Q7 Are you currently employed?

Answered: 431 Skipped: 3



ANSWER CHOICES	RESPONSES	
Yes	81.34%	351
No	9.27%	40
Other (please specify):	8.76%	38
TOTAL		434

Lexington County Community Needs Survey

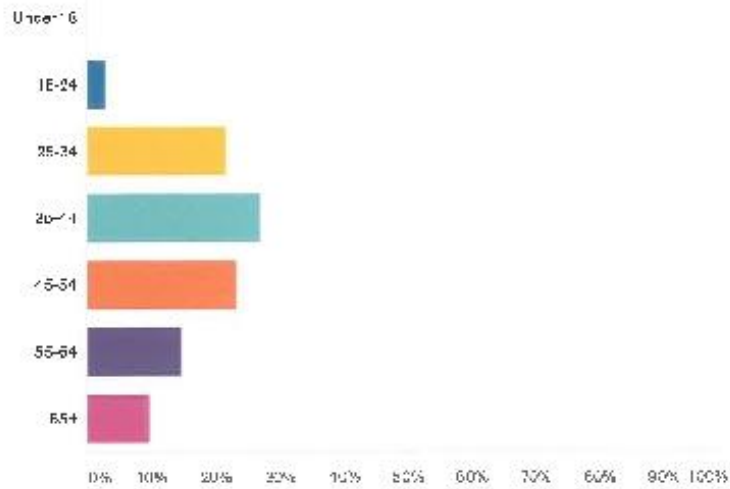
#	OTHER (PLEASE SPECIFY):	DATE
1	Part-time	3/25/2020 5:41 PM
2	Retired	3/27/2020 10:09 PM
3	Retired	3/27/2020 2:25 PM
4	Retired	3/27/2020 8:55 AM
5	Husband is	3/26/2020 7:31 PM
6	Retired	3/26/2020 6:14 PM
7	retired	3/26/2020 5:36 PM
8	Substitute Teacher	3/26/2020 2:50 PM
9	Retired	3/26/2020 2:17 PM
10	Disabled ill	3/26/2020 2:15 PM
11	Retired	3/26/2020 1:53 PM
12	Retired	3/26/2020 12:31 PM
13	Retired	3/26/2020 12:02 PM
14	retired	3/26/2020 11:36 AM
15	Stay at home mom	3/26/2020 11:22 AM
16	Retired	3/25/2020 10:32 AM
17	retired	3/25/2020 9:14 AM
18	Employee, but not working	3/25/2020 9:02 AM
19	retired	3/25/2020 8:50 AM
20	Retired	3/25/2020 8:41 AM
21	Store closed due to COVID19	3/25/2020 8:20 AM
22	Covid-19 layoff	3/26/2020 8:11 AM
23	Retired	3/26/2020 8:10 AM
24	Retired	3/26/2020 8:00 AM
25	Retired	3/26/2020 7:31 AM
26	Retired	3/26/2020 7:30 AM
27	Serum	3/26/2020 7:26 AM
28	Retired	3/26/2020 7:24 AM
29	Student	3/26/2020 7:04 AM
30	Retired	3/25/2020 6:50 AM
31	Retired	3/25/2020 5:59 PM
32	Disabled	3/25/2020 3:12 PM
33	Retired	3/25/2020 1:44 PM
34	retired	3/25/2020 1:26 PM
35	retired	3/25/2020 12:53 PM
36	COVID-19 has made me temporarily unemployed	3/25/2020 11:39 AM
37	Retired	3/25/2020 11:23 AM



Lexington County Community Needs Survey

Q8 What is your age range?

Answered: 430 Skipped: 1



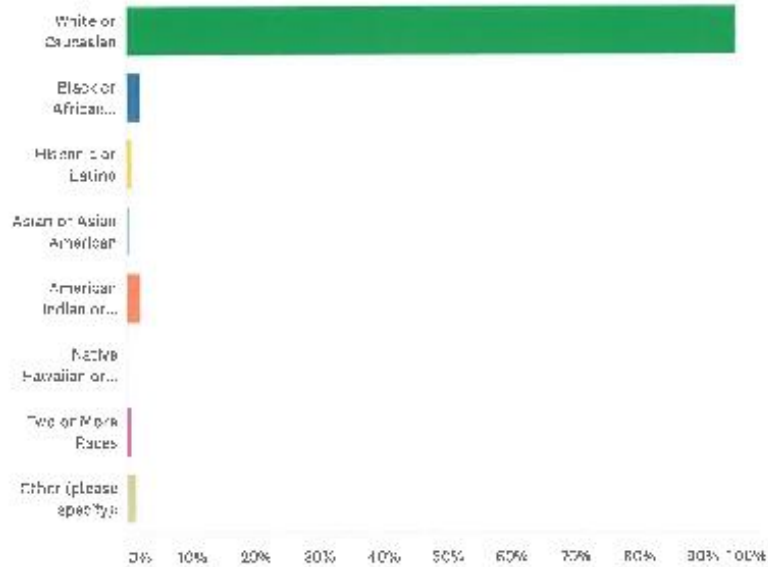
ANSWER CHOICES	RESPONSES	
Under 18	0.30%	0
18-24	2.30%	13
25-34	21.78%	96
35-44	27.06%	118
45-54	23.39%	102
55-64	14.91%	65
65+	3.16%	14
TOTAL		430



Lexington County Community Needs Survey

Q9 What is your race or ethnic background (choose all that apply)?

Answered: 437 Skipped: 3



ANSWER CHOICES	RESPONSES	Count
White or Caucasian	95.62%	416
Black or African American	2.37%	9
Hispanic or Latino	0.32%	4
Asian or Asian American	0.46%	2
American Indian or Alaska Native	2.27%	9
Native Hawaiian or other Pacific Islander	0.50%	5
Two or More Races	0.82%	4
Other (please specify):	1.58%	6
Total Respondents: 434		

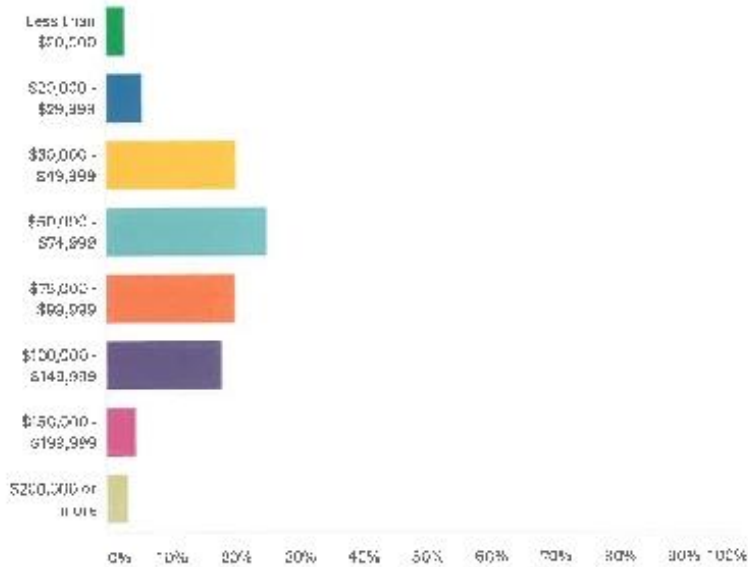
Lexington County Community Needs Survey

#	OTHER (PLEASE SPECIFY):	DATE
1	American	3/28/2021 9:29 PM
2	American	3/26/2021 7:31 PM
3	Greek	3/26/2021 11:22 AM
4	its about matter	3/26/2021 9:47 AM
5	White Native American Born in USA	3/25/2021 2:41 PM
6	Mediterranean	3/25/2021 2:19 PM

Lexington County Community Needs Survey

Q10 What is the amount of money your family earns in a single year?

Answered: 422 Skipped: 15

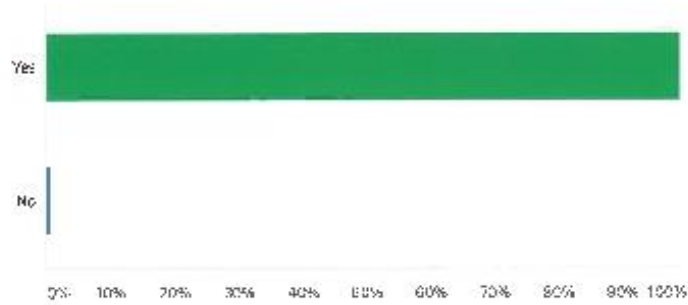


ANSWER CHOICES	RESPONSES	
Less than \$20,000	2.84%	12
\$20,000 - \$29,999	5.68%	24
\$30,000 - \$49,999	20.58%	86
\$50,000 - \$74,999	26.12%	109
\$75,000 - \$99,999	20.14%	85
\$100,000 - \$149,999	16.07%	67
\$150,000 - \$199,999	4.50%	19
\$200,000 or more	3.32%	14
TOTAL		422

Lexington County Community Needs Survey

### Q11 Is English your first language?

Answered: 432 Skipped: 5




ANSWER CHOICES	RESPONSES	
Yes	99.07%	428
No	0.93%	4
TOTAL		432

Lexington County Community Needs Survey

Q12 If English is not your first language, what is your preferred language?

Answered: 123 Skipped: 324



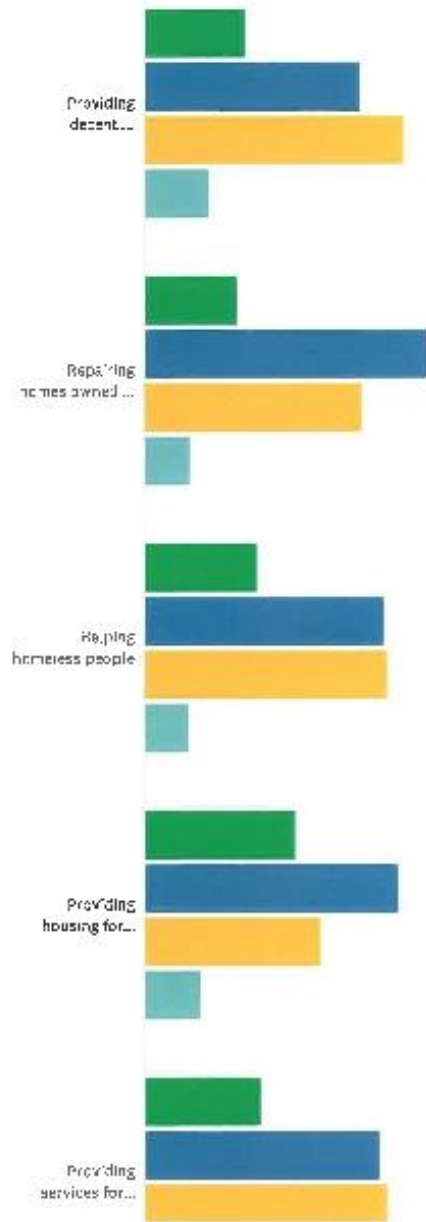
Lexington County Community Needs Survey

ANSWER CHOICES	RESPONSES	
English	96.75%	119
Spanish or Spanish Creole	1.63%	2
Korean	0.00%	0
Vietnamese	0.00%	0
Chinese	0.00%	0
Japanese	0.00%	0
Other Asian Languages	0.00%	0
Russian	0.00%	0
African Languages	0.00%	0
French	0.00%	0
Portuguese	0.00%	0
Persian	0.00%	0
Tagalog	0.00%	0
Other (please specify):	1.63%	2
TOTAL		123

#	OTHER (PLEASE SPECIFY):	DATE
1	Greek	3/26/2020 11:22 AM
2	American	3/26/2020 10:35 AM

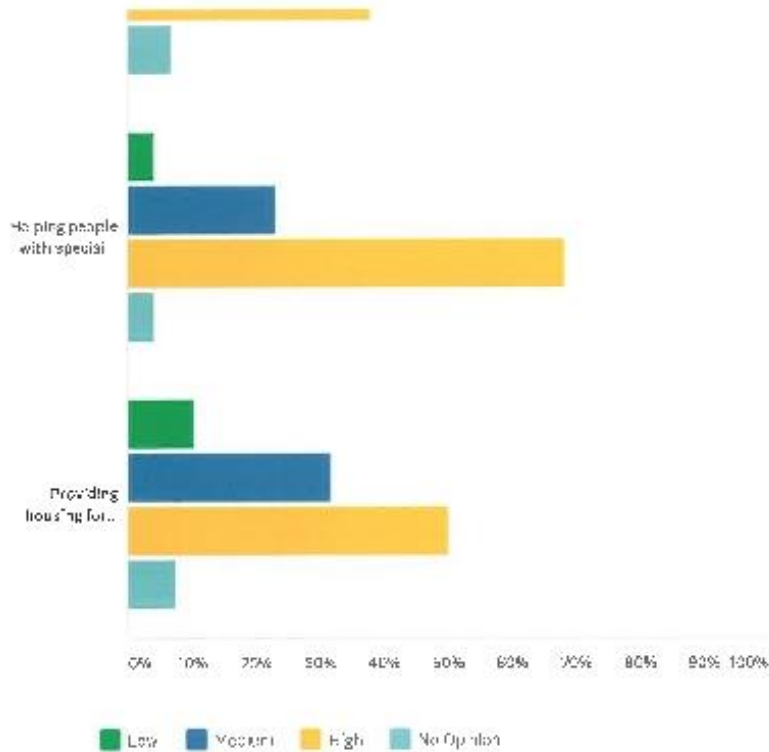
Q13 Please rank the housing priorities below from low to high:

Answered: 411 Skipped: 28



20 / 41

Lexington County Community Needs Survey



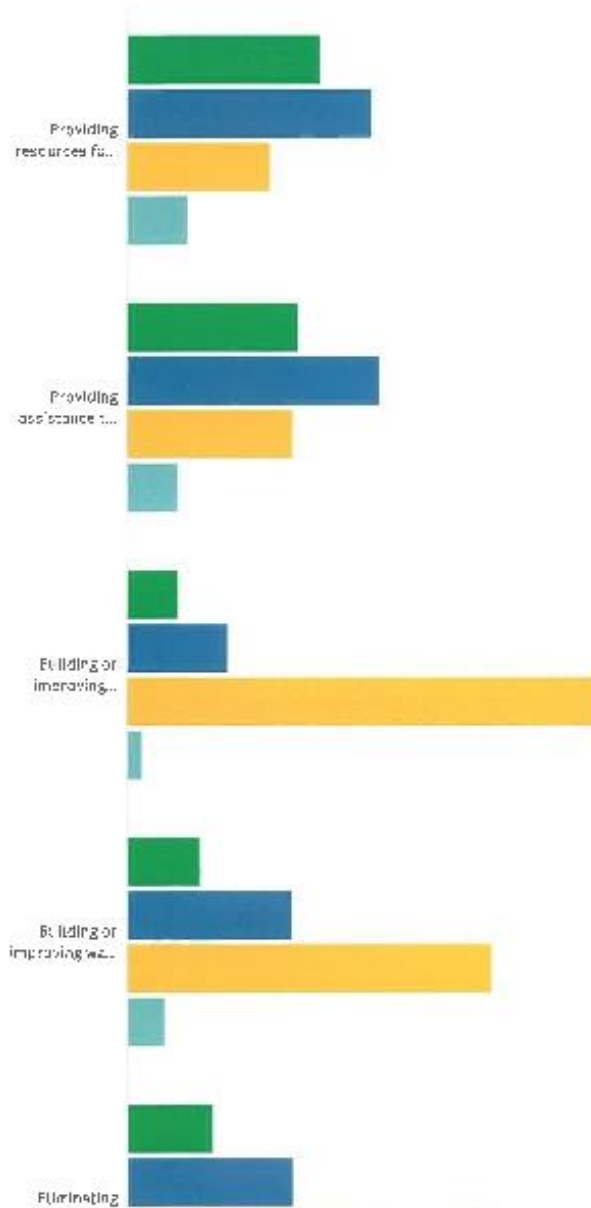
	LOW	MEDIUM	HIGH	NO OPINION	TOTAL
Providing decent, affordable housing	15.65% 64	33.74% 138	40.58% 165	10.02% 41	409
Repairing homes owned by households with low or moderate incomes	14.39% 59	44.39% 182	34.15% 140	7.07% 29	410
Helping homeless people	17.60% 72	37.41% 153	38.14% 155	6.85% 28	409
Providing housing for homeless people	23.72% 97	39.87% 163	27.83% 113	6.90% 28	419
Providing services for homeless people	16.18% 74	36.80% 150	39.28% 158	6.88% 28	417
Helping people with special needs	4.16% 17	23.23% 95	68.48% 280	4.16% 17	419
Providing housing for people with special needs, like the frail elderly, or people with disabilities, alcohol or drug addiction, or HIV/AIDS	10.48% 43	31.87% 131	50.17% 206	7.54% 31	411



Lexington County Community Needs Survey

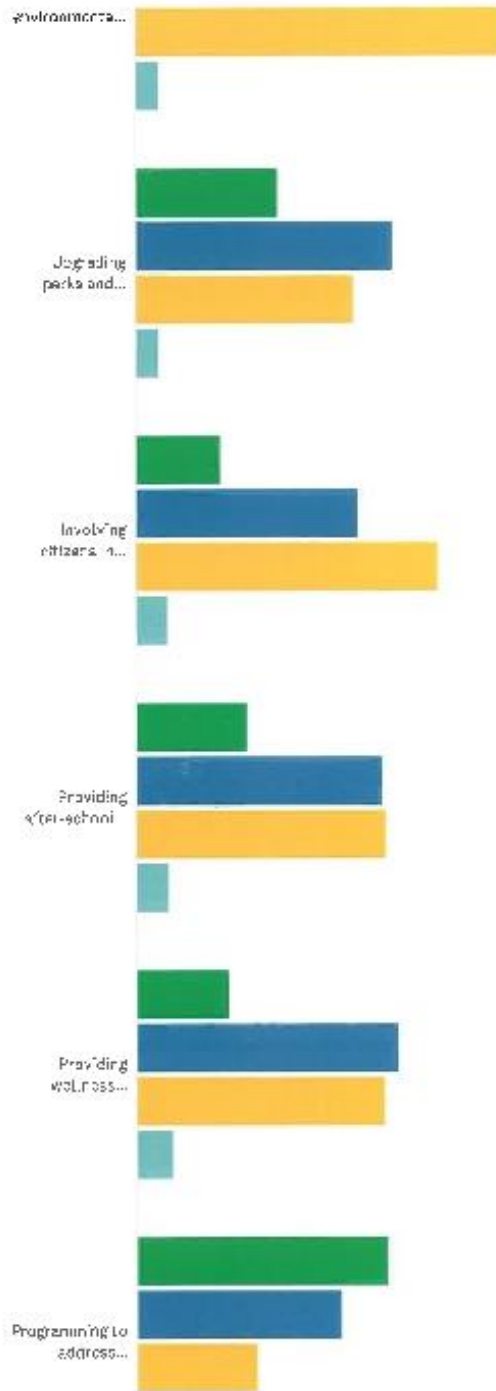
**Q14 Please rank the neighborhood revitalization priorities below from low to high:**

Answered: 30 / Skipped: 43



31 / 41

Lexington County Community Needs Survey



32 / 41

### Lexington County Community Needs Survey

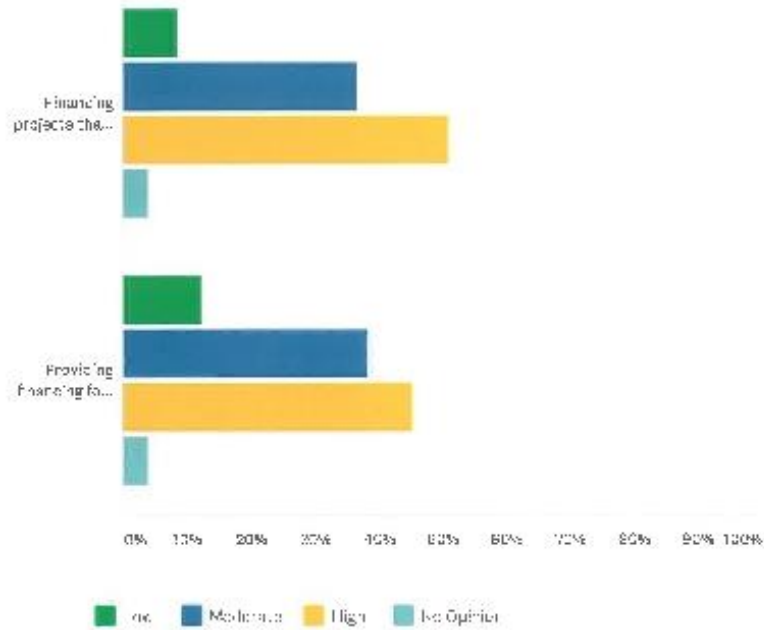


	LOW	MEDIUM	HIGH	NO OPINION	TOTAL
Providing resources for neighborhood organizing and leadership development	30.05% 118	58.17% 150	22.39% 88	9.41% 37	393
Providing assistance to neighborhoods for development of plans and strategies to encourage appropriate development	26.75% 105	59.79% 164	78.02% 102	7.91% 31	392
Building or improving streets, sidewalks, and drainage in the area	7.87% 31	15.74% 62	74.11% 292	2.28% 9	394
Building or improving water and sewer lines	11.45% 45	25.77% 101	56.80% 223	5.87% 23	392
Eliminating environmental hazards such as trash, vacant or dilapidated buildings, or overgrown lots	13.75% 53	25.89% 102	57.11% 225	3.55% 14	394
Upgrading parks and recreational facilities	22.14% 87	40.20% 158	34.10% 134	3.56% 14	393
Involving citizens in violence reduction and crime prevention efforts	10.20% 42	34.77% 137	47.21% 186	4.82% 19	394
Providing after-school programs and childcare for children and youth	17.35% 68	28.52% 111	39.03% 153	5.10% 20	392
Providing wellness programs for infants, youth, and adults	14.50% 57	40.97% 161	38.93% 153	5.60% 22	393
Programming to address discrimination and support diversity	38.39% 154	31.97% 125	18.93% 74	9.72% 38	391

Lexington County Community Needs Survey

Q15 Please rank the economic development priorities below from low to high:

Answered: 388 Skipped: 49

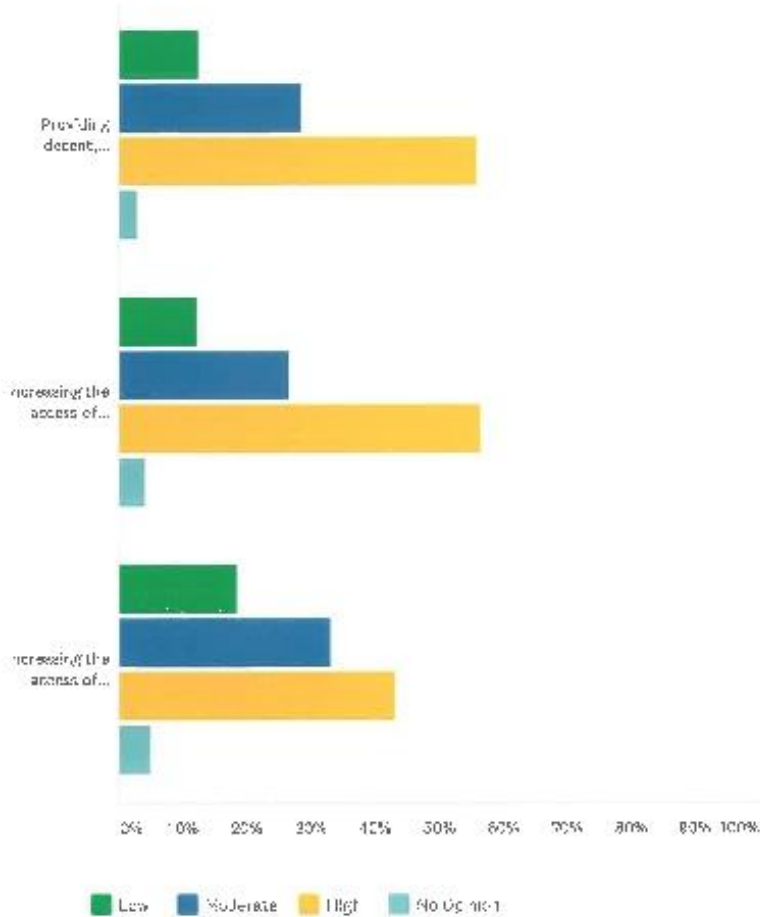


	LOW	MODERATE	HIGH	NO OPINION	TOTAL
Financing projects that increase jobs	8.55% 33	36.55% 141	51.04% 197	3.82% 15	386
Providing financing for job training programs	12.44% 48	38.34% 148	45.34% 175	3.82% 15	386

Lexington County Community Needs Survey

Q16 Please rank the broadband priorities below from low to high:

Answered: 386 Skipped: 0

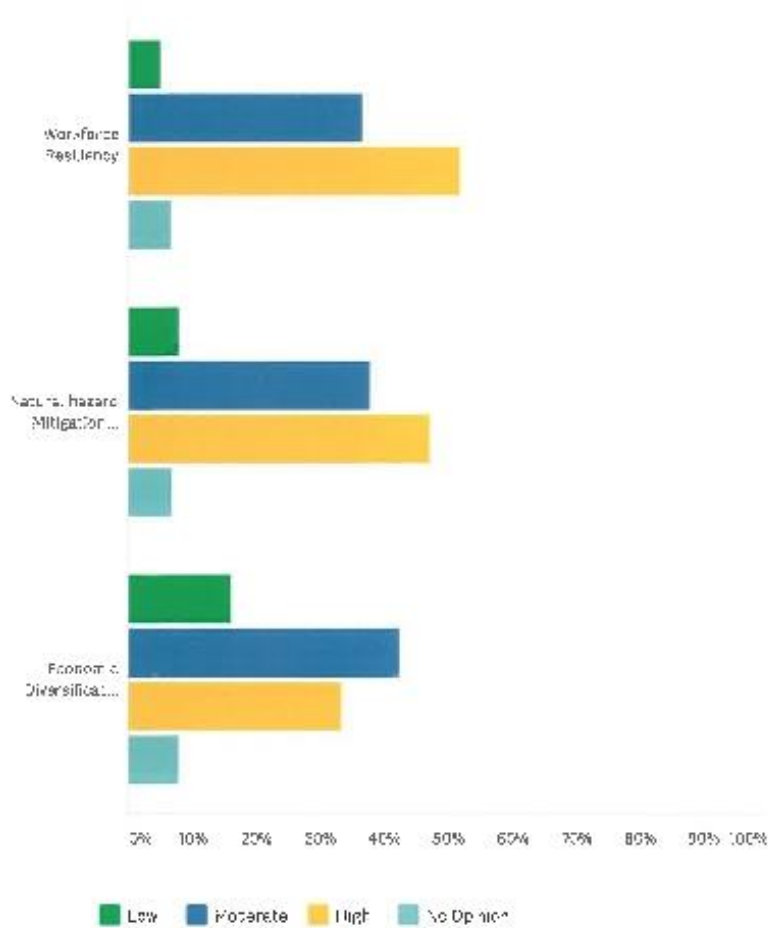


	LOW	MODERATE	HIGH	NO OPINION	TOTAL
Providing decent, affordable broadband	12.47% 49	28.57% 110	56.10% 216	2.86% 11	386
Increasing the access of broadband to rural areas	12.44% 49	28.89% 108	56.74% 219	4.15% 16	386
Increasing the access of broadband to low and moderate income households	18.35% 72	33.18% 128	43.28% 167	4.92% 19	386

Lexington County Community Needs Survey

Q17 Please rank the economic resilience priorities below from low to high:

Answered: 375 Skipped: 62



	LOW	MODERATE	HIGH	NO OPINION	TOTAL
Workforce Resiliency	4.26% 18	36.54% 133	51.92% 180	6.53% 24	361
Natural hazard Mitigation (i.e., protecting critical economic and infrastructure assets)	8.54% 30	37.62% 141	47.18% 173	6.97% 26	373
Economic Diversification (i.e., shifting the region towards more/multiple income sources from a growing range of sectors and markets)	16.04% 60	45.51% 159	33.42% 125	5.02% 30	374

Lexington County Community Needs Survey

**Q18 Please provide any additional thoughts, ideas, comments, etc. about this survey and your needs/priorities below:**

Answers: 75 Skipped: 3(7)

37 / 41

Lexington County Community Needs Survey

#	RESPONSES	DATE
1	Resilient & adaptable ways of earning income, creating employment, while increasing our county's independence from external supply chains will become increasingly important in coming days. As will providing for the needs of citizens	3/30/2020 7:58 PM
2	The County is always growing, however some of these old apartments, trailer parks and old rental houses are in bad shape and the CWOVERS need to be held responsible. If a rental is not safe or is in horrible living conditions then the County needs to make them do repairs or tear it down. We don't even enforce the laws of smoke detectors in a rental so I can't even imagine what else the Land Lords are getting away with.	3/30/2020 8:04 AM
3	This county has an extensive population of addiction and homeless that needs to be addressed but they generally DO NOT fall in the category of frail elderly disease, HIV/AIDS. Which is why grouping them together I do not support. Having dealt with all the above mentioned categories of people on personal and professional level, they all require varying degrees of assistance and some more intense than others. There is also serious issues with children being "raised" in deplorable conditions by their parents or other family who are unavailable to properly care and provide for them practically dooming them from the start.	3/29/2020 11:13 AM
4	The biggest thing this community needs is road repair on all major thoroughfares and a moratorium on the construction of large communities. The construction of new housing developments is outpacing the resources of the community such as schools and roads.	3/29/2020 9:00 AM
5	I think that upgrades or help for those in need would be a wonderful step in the right direction.	3/29/2020 2:22 AM
6	We need more police county and town the drug problem needs to be stopped	3/27/2020 7:21 PM
7	Fix the roads already paved	3/27/2020 7:00 PM
8	home repairs is a big issued , for mobile home owners , we pay home owners only for them to deny claims for all sorts of reasons and we can't afford to get anything fixed out of pocket	3/27/2020 1:37 PM
9	Please repave the hole roads that always are notorious for having potholes. The patchwork with them now doesn't work and is a waste of time and money. We have so many now home that brings in a lot more tax money. Fix the roads. Other areas and counties have better roadways	3/27/2020 12:24 PM
10	Fix the tax structure so that new residential development is a break even proposition for the County.	3/27/2020 12:12 PM
11	I would like to see more programs for our "Wounded Warriors."	3/27/2020 12:01 PM
12	More needs to be done to protect hard working citizens and businesses from drug related theft and violence. The drug and homelessness in Lex County especially Red Bank needs to be addressed. It is unsafe and scary. More police presence	3/27/2020 11:07 AM
13	Fortunately, my family and I enjoy a good life in Lexington. I favor programs that improve transportation, programs that train people for blue collar workers, and programs that help to unify the population, decrease dependency, and motivate good citizen ship.	3/27/2020 9:06 AM
14	Our roads need to be fixed bad.	3/27/2020 8:04 AM
15	Understanding military veterans with disabilities. Rather than waiting for them to become permanent and totally disabled help them more with property taxes and such to shed the burden to the other spouse having to work 2-3 jobs just to pay the property taxes. Stop building extravagant schools and go back to basics!! Save the money taxpayers are paying for serious issues. We all went to elders schools and such and you reading this is more than likely one of them and realize you didnt recieve all this fancy crap theyre putting in schools now	3/27/2020 4:27 AM
16	Road are in bad condition	3/27/2020 12:42 AM
17	This area desperately needs access to large parks. These would include large walking paths, inclusive playgrounds, a swimming pool that doesn't require a country club membership, etc. Lexington is very limited when it comes to "free" or very low price outdoor activity. This is what comes to mind when I compare Lexington to other nice communities my family has lived in out of state. Also, infrastructure planning. Lexington needs requirements as it continues to boom. Limit inlets and outlets to those passage stamp properties along 378 and now as they move out toward Gilbert. Require multiple properties to come in/out of one inlet to help traffic flow. And	3/26/2020 10:22 PM



### Lexington County Community Needs Survey

	create a standard list of plants that can be planted under power lines so it doesn't look like a tree monster came into Lexington and chopped off the tops of all the trees - or move the lines underground.	
18	We definitely need more family friendly parks outside of the town limits. Fairview needs a nice park.	3/26/2020 8:41 PM
19	This survey is misleading and I'm not sure some of the population would understand the questions that did not explain the meaning or break it down in laymans terms. Obviously you want skewed responses.	3/26/2020 7:35 PM
20	I would like to see additional tax credits for businesses and individuals if they are willing to renovate or restore existing vacant structures. I would like to see more dollars go to provide fully staffed paid fire companies and additional fire stations. Every structure in the county should be located within 5 miles of a station to improve ISO ratings.	3/26/2020 7:28 PM
21	Clean up. Rural areas and enforce codes for the entire county. The major thoroughfares in Lexington county are an embarrassment.	3/26/2020 6:19 PM
22	Fix the damn roads and traffic jams!	3/26/2020 5:58 PM
23	ROADS NEED REPAIR. DIRT ROADS NEED PAVING	3/26/2020 4:02 PM
24	LCSD actually proactively doing enforcement and get rid of no chase policy	3/26/2020 3:51 PM
25	Improve/replace the trash/recycle center on 3/8 at I 20. It's too small for the area. It serves	3/26/2020 3:08 PM
26	Provide sewer to Lake Murray shore line to prevent pollution	3/26/2020 2:24 PM
27	At this time we have great parks and recreation. The focus has already been geared toward Lex city limits. It is time to do some work in our rural areas. Drugs are becoming a MAJOR issue. We need to slow down the meth coming in and out of Lex. Too many high schoolers are using these drugs. Secondly, the residential growth with Lex has got to level off. We are killing and polluting our natural resources by over developing on tiny parcels and not sustaining. What is the plan to sustain? We want more people yet no way to filter all the carbon that comes with. Soon people will be turned off by the over population and shift to the next trendy area. Let's focus on being a beautiful, healthy, friendly place to live. Our cars about our environment Environment love is the next trend...In case you didn't notice.	3/26/2020 2:18 PM
28	Road improvements. Sewer and water to outlying areas	3/26/2020 1:56 PM
29	Please regulate housing development.	3/26/2020 1:16 PM
30	Our roads in rural Lexington county are awful. A lot of them need to be repaired.	3/26/2020 1:01 PM
31	Subsidized utilities for fixed income citizens	3/26/2020 12:36 PM
32	Better public safety/officers/deputies. More attention should be placed on these services more ambulances, fire stations more deputies. These resources are taxed already with a growing population.	3/26/2020 12:12 PM
33	The county has let unregulated growth strain our infrastructure and communities. Too many housing developments have caused overcrowded roads, etc. Time to stop the growth and stop thinking solely about tax revenue.	3/26/2020 12:01 PM
34	We need more development of stores not car dealerships and mattress sale places! Nice restaurants and things for the whole family to do!	3/26/2020 11:49 AM
35	It seems there could be a way to use the current RR tracks to provide some type of high speed rail system into the city of Columbia to provide transportation from the rural areas to the city. Many people cannot apply for jobs in Columbia due to lack of transportation. This would certainly help.	3/26/2020 10:39 AM
36	Last several years I have watched our community turn into a drug infested land. For all of us that work hard pay our taxes and cannot get Lexington county to do anything for our neighborhoods. Always have an excuse but no actions to fix it!	3/26/2020 10:05 AM
37	We are retired and live only on social security and when we had to do any major repair to our home we could not get financing or help. ie: HVAC replacement-water heater replacement-disability ramp-not replacement. We live in a mobile home and most of the stuff had to be replaced and it cost us our retirement money we are really running out of	3/26/2020 9:26 AM

Lexington County Community Needs Survey

38	Fix our roads so our vehicles can get us to work. I have had to replace tires three times in three years. As well as alignment and rotor issues. Fix the roads!	3/23/2020 8:54 AM
39	Avoid redundancy of programs provided by other entities.	3/23/2020 8:47 AM
40	Fix the roads. Slow down high density development	3/25/2020 8:24 AM
41	Fix the roads in our county	3/26/2020 8:06 AM
42	The county needs not to revitalize, but needs to fix some roads (going to the rural areas of the county). I also think y'all should quit blaming one or two individuals for not being able to get roads paved. The only other thing is we have some tax issues in this county as well we pay alot of taxes but see nothing in return on that money	3/26/2020 7:51 AM
43	Fix our roads, they are dangerous. Old Charleston Road between Pond Branch Hd and Juniper Springs rd is in need of immediate repair, filling the pot holes isn't working.	3/26/2020 7:45 AM
44	I think Lexington County government should focus on basic needs of citizens. Roads, Public Safety, Water, Trash, Convenience Stations, and Sewer. Our county is falling at these basic services now, why would we want to sink our tax dollars into broad band and building homes for homeless. FOCUS IN WHAT YOU'RE SUPPOSED TO BE DOING...	3/26/2020 7:32 AM
45	All roads travelled by school buses or emergency personnel need to be paved. Any road with more than 2 houses with children aged need to be paved.	3/26/2020 7:30 AM
46	Repair the roads!!	3/26/2020 7:28 AM
47	we have the worst roads in the world here and the SCDOT is wasting our money and does nothing and could care less. They are a joke!!	3/26/2020 7:24 AM
48	Personally I don't think this survey will mean anything. The majority of people that make the decisions are self serving and will do what benefits them the most. I have experienced it and doubt it will change.	3/26/2020 7:16 AM
49	pave and maintain roads	3/26/2020 7:10 AM
50	LC needs to do something about these water companies ie. Blue Granite that charge high prices for water but have poor infrastructure and do not upgrade their systems. Due to poor management and misuse of funds they want to increase already high costs to improve systems they should have already been doing.	3/26/2020 7:08 AM
51	Eliminate dirt roads by paving	3/26/2020 6:58 AM
52	If low income housing is provided, with the expectation that drug users or recovering users will be offered housing, a corresponding amount of police officers should be added as well. Particularly in rural areas. The crime rate and petty theft rates are unacceptable.	3/26/2020 6:48 AM
53	The county needs to do more with code enforcement.	3/26/2020 6:40 AM
54	Woodruff drive in Gaston st. is awful, tearing up vehicles and just putting loose gravel in the holes isn't working!! We need them paved	3/26/2020 12:51 AM
55	NO MORE LOW INCOME HOUSING OR APARTMENTS IN IRMO HIGH ENDANCE ZONE!!!	3/25/2020 8:30 PM
56	Red bank need to be cleared up of trash and drug trafficking .streets need to be paved. Homes/yards need to be cleared and taken care of.	3/25/2020 9:07 PM
57	More parks in the county. Dog parks. Disc golf courses. Outdoor exercise areas ( other than walking trails )	3/25/2020 7:32 PM
58	Improve infrastructure. Roads are terrible, traffic is horrible and Blue Granite water services suck	3/25/2020 6:21 PM
59	More strategic development, better roads, less driveways along major thoroughfares, "green" intersections on all roads	3/25/2020 4:33 PM
60	Stop over developing the area. Our infrastructure is suffering. And our roads are crap. Our public safety is barely staying afloat and it needs help.	3/25/2020 2:53 PM
61	you failed to identify the meaning of a "community"	3/25/2020 2:43 PM

Lexington County Community Needs Survey

62	traffic congestion in town limits especially timing lights better for improved traffic flow, improving streets sidewalks and road drainage and maintenance, possibly adding some picnic tables to the parks adding some street lights fixing these broke dams from the flood 5 years ago (Gibson pond, old mill etc.)	3/25/2020 2:48 PM
63	Stop the excessive building of homes. The infrastructure can't handle the additional building. Where is the water coming from? Where are the additional roads? Who's building the additional schools? (hint: the builder should put land aside for a school and build the shell at the request)	3/25/2020 2:47 PM
64	NA	3/25/2020 2:14 PM
65	Thank you for providing a survey! Thank you for our EYS Chief Hood for spreading the survey to our residents!	3/25/2020 1:48 PM
66	We need to stop spending taxpayers money on programs that give away, and or assist for free to those that aren't paying taxes in the first place. Start using the money to where and why it was collected in the first place. New roads, and jobs to benefit the County that the taxes are paid in.	3/25/2020 1:14 PM
67	I appreciate the opportunity to provide feedback. Thank you for making our Community better.	3/25/2020 1:02 PM
68	Improvements to and maintenance of infrastructure (roads, water, sewer) should be addressed when possible. While outside this survey, the County should immediately develop an impact fee structure on new residential development to assist in infrastructure matters.	3/25/2020 12:38 PM
69	I feel like more effort should be put into improving rural areas of the county.	3/25/2020 12:31 PM
70	I believe money should be spent in the county limits. Cayce, Lexington and West Columbia have a large tax base already so they are self supporting. Many times they use water and sewer to force annexations. They also charge out of city rates to those that are not in their cities. We have no representation with them so we can't make a stand against it. I got it in some degree but we've helped build their infrastructure. We have no where else to go for services. Take care of residents that you govern and let them take care of theirs.	3/25/2020 12:15 PM
71	Please fix our roads!	3/25/2020 11:55 AM
72	I would address no issues until critical infrastructure is repaired to a safe use level. Roads, sidewalks, drainage.	3/25/2020 11:47 AM
73	Increase public safety staffing in all areas Sheriff, Fire, EMS, and Communications	3/25/2020 11:47 AM
74	Infrastructure is crumbling for those of us who have paid taxes for years.	3/25/2020 11:28 AM
75	Please mitigate the overbuilding of homes in Lexington County. The schools and roads cannot continue to support unrestricted growth.	3/25/2020 11:17 AM

# Appendix C

## Public Notice/Advertisement



Post Office Box 6  
Lexington, SC 29071  
(803) 335-7633

# Affidavit of Publication

I hereby certify that on the dates appearing below, I did publish the attached notice in the Lexington County Chronicle & The Dispatch-News, a newspaper of general circulation in the County of Lexington, State of South Carolina, in accordance with the laws of said county and state.

Publication Dates:

3-5-2020

*Kate Pittkin*

Lexington County Chronicle  
& The Dispatch-News

Sworn to before me this 5 day of  
March, 2020

*Jewel Hill*

Jewel Hill  
Notary Public for South Carolina

My Commission Expires October 3, 2028



**TELL US WHAT YOU THINK!**  
The County of Lexington needs your help in identifying our community's housing, economic development and neighborhood improvement needs. You are invited to attend the following Public Input Meetings to provide your recommendations to both the U.S. Department of Housing and Urban Development (HUD), HOME and EB9 funds. Please attend one of the Public Input Meetings below:

Date	Location	Address	Time
Wednesday, March 11th	Lexington County County Council Chambers	218 E. Lake Drive 2nd Floor, Lexington	2 pm
Thursday, March 12th	Lexington County Library	6400 Virginia Road Lexington	11 am
Friday, March 13th	Ballantyne-Lenoirville Branch Library	255 Armetty Street Ballantyne	2 pm

If you are unable to attend any of these meetings, there are always that will be located at the Coker-Walker Columbia Library (1500 Augusta Road, West Columbia) and the Rod Bank-Crossing (Department of Social Services Building located at 1070 S Lake Drive). For more information, please contact the Office of Community Development at 629-795-5111.

THE BRUNER PRESS . . . Publishers of *The Twin-City News*

Phone 803-532-5203

BATESBURG-LEESVILLE, SOUTH CAROLINA 29609

AFFIDAVIT

STATE OF SOUTH CAROLINA  
COUNTY OF LEXINGTON

Personally appeared before me the undersigned, who deposes and says that she is the office manager of The Twin-City News, a weekly publication, published on Thursday of each week in the County of Lexington and that the attached notice was published in The Twin-City News on

March 5, 2020 and \_\_\_\_\_

Sworn to me before this

7th day of March, 2020  
Leah Thomas

Leah Thomas  
Office Manager



Eliminate gutter cleaning for ever! Leafblower, the most advanced debris-blocking gutter protection. Savannah a FREE Leafblower estimate today. 15% off and 0% financing for those who qualify. PLUS Senior & Military Discounts. Call 1-855-875-2449.

Up to \$15,000.00 of GUARANTEED Life Insurance! No medical exam or health questions. Cash to help pay funeral and other final expenses. Call Poly-Skills Life Insurance. Company - 855-837-7719 or visit www.LifeSkills.us/info/can

**HELP WANTED**  
1999, a brand new authentic Italian restaurant needed in a breathtaking Equestrian Resort is looking for a Sous Chef who is passionate about culinary arts. The ideal candidate for this position will be a natural team worker, willing to learn, expert, and pro-active. The Sous Chef will be responsible for overbooking and assigning - when needed - work in the kitchen, preparing meals for our diners, help in training staff and partnering with the Chef to create delectable dishes to add to the seasonal-changing menu. If you are passionate about the restaurant industry, value food quality and people and would like to work in a refreshing and lively environment, we invite you to apply today. **RESPONSIBILITIES AND DUTIES WILL INCLUDE:** Follow the budget established by the restaurant manager minimizing waste. Ensure safety and sanitation practices in the kitchen and take corrective actions when needed, and Supervising staff. **QUALIFICATION AND SKILLS:** ANSI Certified Food Protection Manager, Good communication, organization and

**FOR RENT, MURKIN**  
We sell all dirt, sand clay, mortar sand, rock, crusher run, and gravel. We rent the equipment for the spreading of these materials, or if you need someone to do the job for you, call for a free quote. B-L Rentals and Inflatables Ph # (803) 532-0905 Address 213 Willia St. Batesburg, SC. 16-23-23-df

**FOR RENT**  
For Rent: 1 Duplex: 3 beds, 2 bath, air/airnest, washer/dryer dishwasher, hardwood floors (803) 365-4660 # 40-1D-ah

**Regina Turner, Purchasing Agent**  
400 W Highland St., Saluda SC 29138  
864-465-8500 ext. 2150  
E.Turner@saludacounty.sc.gov

This request for quote does not commit Saluda County to award a contract or to procure or contract for the services. Saluda County reserves the right to reject, in whole or in part, any and all quotes, to negotiate with any or all responsible and responsive offerors, and, in its sole discretion, to determine the responsiveness of the quotes. Quotes which do not meet the mandatory requirements, will be considered non-compliant and rejected if it is in the best interest of the county to do so.

## Tell Us What You Think!

The County of Lexington needs your help in identifying our community's housing, economic development and neighborhood improvement needs. You are invited to attend the following Public Input Meetings to assist us in determining how to best use U.S. Department of Housing and Urban Development CDDG, HOME and ESG Funds. Please attend one of the Public Input Meetings below:

Date	Location	Address	Time
Wednesday, March 11 <sup>th</sup>	Lexington County County Council Chambers	212 S. Lake Drive 2 <sup>nd</sup> Floor, Lexington	2 pm
Thursday, March 12 <sup>th</sup>	Lexington County Library	5440 August Road Lexington	11 am
Friday, March 13 <sup>th</sup>	Batesburg-Leanville Branch Library	203 Armory Street Batesburg	2 pm

If you are unable to attend any of these meetings, there are surveys that will be located at the Cayce-West Columbia Library (1500 Augusta Road, West Columbia) and the Red Bank Crossing (Department of Social Services Building located at 1070 S Lake Drive).

For more information, please contact the Office of Community Development at 803-785-8121.

2272 RYANWAY  
Loganville  
30052-87

### Accused Charg

The owner/renter/claimant who is with a vehicle by permit or vehicle all charges with a license or license or license may be added to this notice. The failure to consider to consider the vehicle or license may be deleted all/50% this notice and their name and their name vehicle at public auction will take place on the 1<sup>st</sup> of 30 days from the date of this notice.

### Chad Sanders

803-250-4786

As a Registered Agent of



Blue Cross BlueShield of South Carolina

An independent licensee of the Blue Cross of South Carolina

11.2.2

### Leesville Gardens Apartm

120 South Lee Street  
Leesville, SC 29073

(803) 532-5775



Making applications for all size apartm

07.11.20

### PALMETTO FINANCIAL SERVICES, INC

Serving Lexington & Saluda C

239 East Colacubia Ave. • Batesburg

HOURS: 9:30 AM - 5:30 PM, Mon

Phone 803.532.6444 Fax 803.532

Specializing in Automobile & Personal



# Appendix D

## Community Meetings





## Tell Us What You Think!

The County of Lexington needs your help in identifying our community's housing, economic development and neighborhood improvement needs. You are invited to attend the following Public Input Meetings to assist us in determining how to best use U.S. Department of Housing and Urban Development (CDBG, HOME and ESG) Funds. Please attend one of the Public Input Meetings below:

Date	Location	Address	Time
Wednesday, March 11 <sup>th</sup>	Lexington County County Council Chambers	212 S. Lake Drive 2 <sup>nd</sup> Floor, Lexington	2 pm
Thursday, March 12 <sup>th</sup>	Lexington County Library	5440 August Road Lexington	11 am
Friday, March 13 <sup>th</sup>	Batesburg-Leesville Branch Library	203 Armory Street Batesburg	2 pm

If you are unable to attend any of these meetings, there are surveys that will be located at the Cayce-West Columbia Library (1500 Augusta Road, West Columbia) and the Red Bank Crossing (Department of Social Services Building located at 1070 S Lake Drive).

For more information, please contact the Office of Community Development at 803-785-8121.

**What is Community Development Block Grant (CDBG)?!**

-The Community Development Block Grant (CDBG) Entitlement Program provides annual grants on a formula basis to entitled cities and counties to develop viable urban communities by providing decent housing and a suitable living environment, and by expanding economic opportunities, principally for low- and moderate-income persons.

**Examples of Eligible Activities:**

- Infrastructure and Public Facilities
- Affordable Housing and Neighborhood Revitalization
- Public Services
- Housing Rehabilitation

Please visit the link below to participate in our online Survey

<https://ca-on.us.gov/departments/community-development>



**Five-Year Consolidated Plan**

**Lexington County  
Community Development  
Grants Division**  
212 South Lake Drive  
Lexington, SC 29072  
Phone: 803-785-6121



**Lexington County  
Grants Division**



### What is a Consolidated Plan?

-A written document describing the housing and community needs of low- and moderate-income residents and the strategies and resources used to address those needs over a five-year period.

### Three HUD Objectives:

- 1. Provide Decent Housing**  
-Homeowner Housing Rehabilitation, First Time Homebuyer Down Payment Assistance, Senior/Elderly Housing
- 2. Provide a Suitable Living Environment**  
-Streets, Parks, Road Paying, Community Centers, Homeless Shelters
- 3. Provide Expanded Economic Opportunity**  
-Job Training, Child Care

### Three HUD Programs Administered by Lexington County:

- Community Development Block Grant (CDBG)
- HOME Investment Partnership (HOME)
- Emergency Solutions Grant (ESG)

### What is the HOME Investment Partnership Program (HOME)?

-The HOME Investment Partnerships Program (HOME) provides formula grants to states and localities that communities use - often in partnership with local nonprofit groups - to fund a wide range of activities including building, buying, and/or rehabilitating affordable housing for rent or homeownership to assist low-income people. It is the largest Federal block grant to state and local governments designed exclusively to create affordable housing for low-income households.



### The Consolidated Plan Process

- Research and Community Input
- Develop Objectives and Priorities
  - Public Input Meetings
- Public Review and Comment
  - Governing Body approval
  - HUD review and approval

### What is the Emergency Solutions Grant (ESG)?

The ESG program provides funding to:

- 1) engage homeless individuals and families living on the street.
- 2) improve the number and quality of emergency shelters for homeless individuals and families.
- 3) help operate these shelters.
- 4) provide essential services to shelter residents.
- 5) quickly re-house homeless individuals and families.
- 6) prevent families/individuals from becoming homeless.

Lexington County Public Input Meeting

Date: Lexington - 11/11/21



Name	Address	Email
Rae Ragsdale	3654 Old Bennett Rd Lex 29073	ragsdale@yahoo.com
Muzelle Riddle	1600 SC 29002	muzelle@tdi.com

Grantee SF-424's and Certification(s)

OMB Number: 4340-0004  
 Expiration Date: 12/31/2022

Application for Federal Assistance SF-424		
* 1. Type of Submission: <input type="checkbox"/> Preapplication <input checked="" type="checkbox"/> Application <input type="checkbox"/> Unchanged/Corrected Application	* 2. Type of Application: <input type="checkbox"/> New <input checked="" type="checkbox"/> Continuation <input type="checkbox"/> Revision	* 3. Revision: select appropriate item(s): <input type="text"/> * Other (Specify): <input type="text"/>
* 3. Date Received: <input type="text"/>	4. Applicant Identifier: R-20-10 42-1014	
5a. Federal Entity Identifier: <input type="text"/>	5b. Federal Award Identifier: <input type="text"/>	
State Use Only:		
6. Date Received by State: <input type="text"/>	7. State Applicant Identifier: <input type="text"/>	
8. APPLICANT INFORMATION:		
* a. Legal Name: <input type="text" value="County of Lexington"/>		
* b. Employer/Taxpayer Identification Number (EIN/TIN): <input type="text" value="51-501079"/>	* c. Organizational DUNS: <input type="text" value="020154050000"/>	
9. Address:		
* Street: <input type="text" value="212 S. Lake Drive, Suite 401"/>	* Street: <input type="text"/>	
* Suite: <input type="text"/>	* Suite: <input type="text"/>	
* City: <input type="text" value="Lexington"/>	* City: <input type="text"/>	
* County/Parish: <input type="text"/>	* County/Parish: <input type="text"/>	
* State: <input type="text" value="SC: South Carolina"/>	* State: <input type="text"/>	
* Province: <input type="text"/>	* Province: <input type="text"/>	
* Country: <input type="text" value="USA: UNITED STATES"/>	* Country: <input type="text"/>	
* Zip / Postal Code: <input type="text" value="29072"/>	* Zip / Postal Code: <input type="text"/>	
10. Organizational Unit:		
Department Name: <input type="text"/>	Division Name: <input type="text"/>	
11. Name and contact information of person to be contacted on matters involving this application:		
Prefix: <input type="text" value="Mr."/>	* First Name: <input type="text" value="William"/>	* First Name: <input type="text"/>
Middle Name: <input type="text"/>	Middle Name: <input type="text"/>	
* Last Name: <input type="text" value="Derrick"/>	* Last Name: <input type="text"/>	
Suffix: <input type="text"/>	Suffix: <input type="text"/>	
12. Title: <input type="text" value="Community Development Director"/>		
13. Organization / Affiliation: <input type="text"/>		
* Telephone Number: <input type="text" value="803-785 6111"/>	* Telephone Number: <input type="text"/>	
* Fax Number: <input type="text" value="803-785 8288"/>	* Fax Number: <input type="text"/>	
* Email: <input type="text" value="wderrick@lex-nc.com"/>		

Application for Federal Assistance SF-424	
<p>* 9. Type of Applicant 1: Select Applicant Type:</p> <input type="text" value="County Government"/> <p>Type of Applicant 2: Select Applicant Type:</p> <input type="text"/> <p>Type of Applicant 3: Select Applicant Type:</p> <input type="text"/> <p>* Other (specify):</p> <input type="text"/>	
<p>* 10. Name of Federal Agency:</p> <input type="text" value="U.S. Department of Housing and Urban Development"/>	
<p>11. Catalog of Federal Domestic Assistance Number:</p> <input type="text" value="14.313"/> <p>CFDA Title:</p> <input type="text" value="Community Development Block Grant Program (CDBG)"/>	
<p>* 12. Funding Opportunity Number:</p> <input type="text"/> <p>* Title:</p> <input type="text"/>	
<p>13. Competition Identification Number:</p> <input type="text"/> <p>Title:</p> <input type="text"/>	
<p>14. Areas Affected by Project (Cities, Counties, States, etc.):</p> <input type="text"/> <p style="text-align: right;"> <input type="button" value="Add Attachment"/> <input type="button" value="Delete Attachment"/> <input type="button" value="View Attachment"/> </p>	
<p>* 15. Descriptive Title of Applicant's Project:</p> <input type="text" value="Community Development Block Grant Program (CDBG)"/>	
<p>Attach supporting documents as specified in agency instructions</p> <p style="text-align: right;"> <input type="button" value="Add Attachments"/> <input type="button" value="Delete Attachments"/> <input type="button" value="View Attachments"/> </p>	

**Application for Federal Assistance SF-424**

16. Congressional Districts Of:

\* a. Applicant:  \* b. Program/Project:

Attach an additional list of Program/Project Congressional Districts if needed.

17. Proposed Project:

\* a. Start Date:  \* b. End Date:

18. Estimated Funding (\$):

* a. Federal	<input type="text" value="1,848,159.00"/>
* b. Applicant	<input type="text"/>
* c. State	<input type="text"/>
* d. Local	<input type="text"/>
* e. Other	<input type="text"/>
* f. Program Income	<input type="text"/>
* g. TOTAL	<input type="text" value="1,848,159.00"/>

\* 19. Is Application Subject to Review By State Under Executive Order 12372 Process?

a. This application was made available to the State under the Executive Order 12372 Process for review on

b. Program is subject to E.O. 12372 but has not been selected by the State for review.

c. Program is not covered by E.O. 12372.

\* 20. Is the Applicant Delinquent On Any Federal Debt? (If "Yes," provide explanation in attachment.)

Yes  No

If "Yes" provide explanation and attach:

21. "By signing this application, I certify (1) to the statements contained in the list of certifications" and (2) that the statements herein are true, complete and accurate to the best of my knowledge. I also provide the required assurance" and agree to comply with any resulting terms if I accept an award. I am aware that any false, fictitious, or fraudulent statements or claims may subject me to criminal, civil, or administrative penalties (U.S. Code, Title 28, Section 1001)

\*\* I AGREE

\* The list of certifications and assurance, or an internet site where you may obtain this list, is contained in the announcement or agency specific instructions.

Authorized Representative:

Prefix:  \* First Name:

Middle Name:


\* Last Name:

Suffix:

\* Title:

\* Telephone Number:  Fax Number:


\* Email:

\* Signature of Authorized Representative:  \* Date Signed:

Application for Federal Assistance SF-424		
1. Type of Submission: <input type="checkbox"/> Preapplication <input checked="" type="checkbox"/> Application <input type="checkbox"/> Changed/Corrected Application		
2. Type of Application: <input type="checkbox"/> New <input checked="" type="checkbox"/> Continuation <input type="checkbox"/> Revision		
* 1 Revision, select appropriate letter (a): <input type="text"/>		
* Other (Specify): <input type="text"/>		
3. Date Received:		4. Applicant Identifier:
<input type="text"/>		B-20-00-45-0213
4a. Federal Entity Identifier:		5b. Federal Award Identifier:
<input type="text"/>		<input type="text"/>
State Use Only:		
6. Date Received by State:		7. State Application Identifier:
<input type="text"/>		<input type="text"/>
8. APPLICANT INFORMATION:		
9. Legal Name: County of Lexington		
10. Employer/Taxpayer Identification Number (EIN/TIN):		11. Organizational DUNS:
27-5060279		81011-885-0009
12. Address:		
13. Street: 210 S. Lake Drive, Suite 101		
14. City: Lexington		
15. State: SC - South Carolina		
16. Country: US - UNITED STATES		
17. Zip - Postal Code: 29020		
18. Organizational Unit:		
19. Department Name:		20. Division Name:
<input type="text"/>		<input type="text"/>
21. Name and contact information of person to be contacted on matters involving this application:		
22. Prefix: Mr.		23. First Name: Robbie
24. Middle Name: <input type="text"/>		
25. Last Name: Dennis		
26. Suffix: <input type="text"/>		
27. Title: Community Development Director		
28. Organizational Address: <input type="text"/>		
29. Telephone Number: 803-785-8122		30. Fax Number: 803-785-8183
31. E-mail: rdennis@lccs-ex-co.com		



Application for Federal Assistance SF-424			
<b>* 9. Type of Applicant 1: Select Applicant Type:</b> <input type="text" value="E: County Government"/>			
<b>Type of Applicant 2: Select Applicant Type:</b> <input type="text"/>			
<b>Type of Applicant 3: Select Applicant Type:</b> <input type="text"/>			
<b>* Other (specify):</b> <input type="text"/>			
<b>* 10. Name of Federal Agency:</b> <input type="text" value="U.S. Department of Housing and Urban Development"/>			
<b>11. Catalog of Federal Domestic Assistance Number:</b> <input type="text" value="14.239"/>			
<b>CFDA Title:</b> <input type="text" value="HOME Investment Partnerships Program (HOME)"/>			
<b>* 12. Funding Opportunity Number:</b> <input type="text"/>			
<b>* Title:</b> <input type="text"/>			
<b>13. Competition Identification Number:</b> <input type="text"/>			
<b>to:</b> <input type="text"/>			
<b>14. Areas Affected by Project (Cities, Counties, States, etc.):</b> <input type="text"/>			
<div style="text-align: right;"> <input type="button" value="Add Attachment"/> <input type="button" value="Unlink Attachment"/> <input type="button" value="View Attachment"/> </div>			
<b>* 15. Descriptive Title of Applicant's Project:</b> <input type="text" value="HOME Investment Partnerships Program (HOME)"/>			
Attach supporting documents as specified in agency instructions. <div style="text-align: right;"> <input type="button" value="Add Attachments"/> <input type="button" value="Delete Attachments"/> <input type="button" value="View Attachments"/> </div>			

Application for Federal Assistance SF-424	
16. Congressional Districts Of:	
* a. Applicant: <input type="text" value="2"/>	* b. Program/Project: <input type="text" value="2"/>
Attach an additional list of Program/Project Congressional Districts if needed.	
<input type="text"/> <input type="button" value="Add Attachment"/> <input type="button" value="Delete Attachment"/> <input type="button" value="View Attachment"/>	
17. Proposed Project:	
* a. Start Date: <input type="text" value="09/01/2020"/>	* b. End Date: <input type="text"/>
18. Estimated Funding (\$):	
* a. Federal	<input type="text" value="706,281.00"/>
* b. Applicant	<input type="text"/>
* c. State	<input type="text"/>
* d. Local	<input type="text"/>
* e. Other	<input type="text"/>
* f. Program Income	<input type="text"/>
* g. TOTAL	<input type="text" value="706,281.00"/>
* 19. Is Application Subject to Review by State Under Executive Order 12372 Process?	
<input checked="" type="checkbox"/> a. This application was made available to the State under the Executive Order 12372 Process for review on <input type="text"/>	
<input type="checkbox"/> b. Program is subject to E.O. 12372 but has not been selected by the State for review.	
<input type="checkbox"/> c. Program is not covered by E.O. 12372.	
* 20. Is the Applicant Delinquent On Any Federal Debt? (If "Yes," provide explanation in attachment.)	
<input type="checkbox"/> Yes <input checked="" type="checkbox"/> No	
If "Yes", provide explanation and attach	
<input type="text"/> <input type="button" value="Add Attachment"/> <input type="button" value="Delete Attachment"/> <input type="button" value="View Attachment"/>	
21. *By signing this application, I certify (1) to the statements contained in the list of certifications** and (2) that the statements herein are true, complete and accurate to the best of my knowledge. I also provide the required assurances** and agree to comply with any resulting terms if I accept an award. I am aware that any false, fictitious, or fraudulent statements or claims may subject me to criminal, civil, or administrative penalties. (U.S. Code, Title 28, Section 1001)	
<input checked="" type="checkbox"/> ** I AGREE	
** The list of certifications and assurances, or an internet site where you may obtain this list, is contained in the announcement or agency specific instructions.	
Authorized Representative:	
Prefix: <input type="text" value="01"/>	* First Name: <input type="text" value="John"/>
Middle Name: <input type="text" value=""/>	
* Last Name: <input type="text" value="Morgan, Jr."/>	
Suffix: <input type="text"/>	
* Title: <input type="text" value="County Administrator"/>	
* Telephone Number: <input type="text" value="603-785-0100"/>	Fax Number: <input type="text" value="603-785-0100"/>
* Email: <input type="text" value="jmorgan@lex-co.com"/>	
* Signature of Authorized Representative: 	* Date Signed: <input type="text" value="12/2/2020"/>

Application for Federal Assistance SF-424		
* 1. Type of Submission: <input type="checkbox"/> Preapplication <input checked="" type="checkbox"/> Application <input type="checkbox"/> Changed/Corrected Application	* 2. Type of Application: <input type="checkbox"/> New <input checked="" type="checkbox"/> Continuation <input type="checkbox"/> Revision	* If Revision, select appropriate letter(s): <input type="text"/> * Other (Specify): <input type="text"/>
* 3. Date Received: <input type="text"/>	4. Applicant Identifier: B-2C-10-45-0004	
5a. Federal Entity Identifier: <input type="text"/>	5b. Federal Award Identifier: <input type="text"/>	
<b>State Use Only:</b>		
6. Date Received by State: <input type="text"/>	7. State Application Identifier: <input type="text"/>	
<b>A. APPLICANT INFORMATION:</b>		
* a. Legal Name: <input type="text" value="County of Lexington"/>		
* b. Employer/owner identification number (EIN/TIN): <input type="text" value="47-RC00375"/>	* c. Organization's DUNS: <input type="text" value="C301158859000"/>	
d. Address:		
* Street1: <input type="text" value="212 E. Wake Drive, Suite 401"/>	<input type="text"/>	
Street2: <input type="text"/>	<input type="text"/>	
* City: <input type="text" value="Lexington"/>	<input type="text"/>	
County/Parish: <input type="text"/>	<input type="text"/>	
* State: <input type="text" value="SC - South Carolina"/>	<input type="text"/>	
Province: <input type="text"/>	<input type="text"/>	
* Country: <input type="text" value="USA: 1011981 519735"/>	<input type="text"/>	
* Zip / Postal Code: <input type="text" value="29093"/>	<input type="text"/>	
e. Organizational Unit:		
Department Name: <input type="text"/>	Division Name: <input type="text"/>	
f. Name and contact information of person to be contacted on matters involving this application:		
Prefix: <input type="text" value="Mr."/>	* First Name: <input type="text" value="Derrick"/>	<input type="text"/>
Middle Name: <input type="text"/>	<input type="text"/>	
* Last Name: <input type="text" value="Derrick"/>	<input type="text"/>	
Suffix: <input type="text"/>	<input type="text"/>	
Title: <input type="text" value="Community Development Director"/>		
Organizational Affiliation: <input type="text"/>		
* Telephone Number: <input type="text" value="803-785-6131"/>	Fax Number: <input type="text" value="803-785-8168"/>	
* Email: <input type="text" value="ederrick@lex-co.gov"/>		

Application for Federal Assistance SF-424	
<b>* 8. Type of Applicant 1: Select Applicant Type:</b> <input type="text" value="County Government"/>	
<b>Type of Applicant 2: Select Applicant Type:</b> <input type="text"/>	
<b>Type of Applicant 3: Select Applicant Type:</b> <input type="text"/>	
<b>* Other (optional):</b> <input type="text"/>	
<b>* 10. Name of Federal Agency:</b> <input type="text" value="U.S. Department of Housing and Urban Development"/>	
<b>11. Catalog of Federal Domestic Assistance Number:</b> <input type="text" value="14.231"/>	
<b>CFDA Title:</b> <input type="text" value="Emergency Solutions Grant (ESG)"/>	
<b>* 12. Funding Opportunity Number:</b> <input type="text"/>	
<b>^ Title:</b> <input type="text"/>	
<b>13. Competition Identification Number:</b> <input type="text"/>	
<b>Title:</b> <input type="text"/>	
<b>14. Areas Affected by Project (Cities, Counties, States, etc.):</b> <input type="text"/>	
<input type="button" value="Add Attachment"/> <input type="button" value="Delete Attachment"/> <input type="button" value="View Attachment"/>	
<b>* 15. Descriptive Title of Applicant's Project:</b> <input type="text" value="Emergency Solutions Grant (ESG)"/>	
<b>Attach supporting documents as specified in agency instructions.</b> <input type="button" value="Add Attachments"/> <input type="button" value="Delete Attachments"/> <input type="button" value="View Attachments"/>	

**Application for Federal Assistance SF-424**

**16. Congressional Districts Of:**  
 \* a. Applicant:  \* b. Program/Project:

Attach an additional list of Program/Project Congressional Districts if needed.

**17. Proposed Project:**  
 \* a. Start Date:  \* b. End Date:

**18. Estimated Funding (\$):**

* a. Federal	<input type="text" value="1,571,286.00"/>
* b. Applicant	<input type="text"/>
* c. State	<input type="text"/>
* d. Local	<input type="text"/>
* e. Other	<input type="text"/>
* f. Program Income	<input type="text"/>
* g. TOTAL	<input type="text" value="1,571,286.00"/>

\* 19. Is Application Subject to Review By State Under Executive Order 12372 Process?  
 a. This application was made available to the State under the Executive Order 12372 Process for review on   
 b. Program is subject to E.O. 12372 but has not been selected by the State for review.  
 c. Program is not covered by E.O. 12372

\* 20. Is the Applicant Delinquent On Any Federal Debt? (If "Yes," provide explanation in attachment.)  
 Yes  No  
 If "Yes", provide explanation and attach

21. By signing this application, I certify (1) to the statements contained in the list of certifications\*\* and (2) that the statements herein are true, complete and accurate to the best of my knowledge. I also provide the required assurances\*\* and agree to comply with any resulting terms if I accept an award. I am aware that any false, fictitious, or fraudulent statements or claims may subject me to criminal, civil, or administrative penalties. [U.S. Code, Title 28, Section 1001]  
 \*\* AGRFE

\*\* The list of certifications and assurances, or an Internet site where you may obtain this list, is contained in the announcement or agency specific instructions.


**Authorized Representative:**

Prefix:  \* First Name:   
 Middle Name:   
 \* Last Name:   
 Suffix:

\* Title:

\* Telephone Number:  Fax Number:

\* Email:

\* Signature of Authorized Representative:  \* Date Signed:

ASSURANCES - CONSTRUCTION PROGRAMS

OMB Number: 4040-0030  
 Expiration Date: 12/28/2022

Public reporting burden for this collection of information is estimated to average 15 minutes per response, including time for reviewing instructions, searching existing data sources, gathering and maintaining the data needed, and completing and reviewing the collection of information. Send comments regarding the burden estimate or any other aspect of this collection of information, including suggestions for reducing this burden, to the Office of Management and Budget, Paperwork Reduction Project (0348-0042), Washington, DC 20503

**PLEASE DO NOT RETURN YOUR COMPLETED FORM TO THE OFFICE OF MANAGEMENT AND BUDGET. SEND IT TO THE ADDRESS PROVIDED BY THE SPONSORING AGENCY.**

**NOTE:** Certain of these assurances may not be applicable to your project or program. If you have questions, please contact the Awarding Agency. Further, certain Federal assistance awarding agencies may require applicants to certify to additional assurances. If such is the case, you will be notified.

As the duly authorized representative of the applicant, I certify that the applicant:


1. Has the legal authority to apply for Federal assistance, and the institutional, managerial and financial capability (including funds sufficient to pay the non-Federal share of project costs) to ensure proper planning, management and completion of project described in this application.
2. Will give the awarding agency, the Comptroller General of the United States and, if appropriate, the State, the right to examine all records, books, papers, or documents related to the assistance; and will establish a proper accounting system in accordance with generally accepted accounting standards or agency directives.
3. Will not dispose of, modify the use of, or change the terms of the real property title or other interest in the site and facilities without permission and instructions from the awarding agency. Will record the Federal awarding agency directives and will include a covenant in the title of real property acquired in whole or in part with Federal assistance funds to assure non-discrimination during the useful life of the project.
4. Will comply with the requirements of the assistance awarding agency with regard to the drafting, review and approval of construction plans and specifications.
5. Will provide and maintain competent and adequate engineering supervision at the construction site to ensure that the complete work conforms with the approved plans and specifications and will furnish progressive reports and such other information as may be required by the assistance awarding agency or State.
6. Will initiate and complete the work within the applicable time frame after receipt of approval of the awarding agency.
7. Will establish safeguards to prohibit employees from using their positions for a purpose that constitutes or presents the appearance of personal or organizational conflict of interest, or personal gain.
8. Will comply with the Intergovernmental Personnel Act of 1970 (42 U.S.C. §§472B-4783) relating to prescribed standards of merit systems for programs funded under one of the 18 statutes or regulations specified in Appendix A of OPM's Standards for a Merit System of Personnel Administration (5 C.F.R. 900, Subpart F).
9. Will comply with the Lead-Based Paint Poisoning Prevention Act (42 U.S.C. §§4901 et seq.) which prohibits the use of lead-based paint in construction or rehabilitation of residential structures.
10. Will comply with all Federal statutes relating to nondiscrimination. These include but are not limited to: (a) Title VI of the Civil Rights Act of 1964 (P.L. 88-352) which prohibits discrimination on the basis of race, color or national origin; (b) Title IX of the Education Amendments of 1972, as amended (20 U.S.C. §§1681-1683, and 1681-1686), which prohibits discrimination on the basis of sex; (c) Section 504 of the Rehabilitation Act of 1973, as amended (29 U.S.C. §794), which prohibits discrimination on the basis of handicaps; (d) the Age Discrimination Act of 1975, as amended (42 U.S.C. §§6101-6107), which prohibits discrimination on the basis of age; (e) the Drug Abuse Office and Treatment Act of 1972 (P.L. 92-255), as amended relating to nondiscrimination on the basis of drug abuse; (f) the Comprehensive Alcohol Abuse and Alcoholism Prevention, Treatment and Rehabilitation Act of 1970 (P.L. 91-616), as amended, relating to nondiscrimination on the basis of alcohol abuse or alcoholism; (g) §§525 and 527 of the Public Health Service Act of 1912 (42 U.S.C. §§2601-3 and 2601-3), as amended, relating to confidentiality of alcohol and drug abuse patient records; (h) Title VIII of the Civil Rights Act of 1968 (42 U.S.C. §§3601 et seq.), as amended, relating to nondiscrimination in the sale, rental or financing of housing; (i) any other nondiscrimination provisions in the specific statute(s) under which application for Federal assistance is being made; and (j) the requirements of any other nondiscrimination statute(s) which may apply to the application.

Previous Edition Usable

Authorized for Local Reproduction

Standard Form 424D (Rev. 7-87)  
 Prescribed by GSA Circular A-107

11. Will comply, or has already complied, with the requirements of Titles II and III of the Uniform Relocation Assistance and Real Property Acquisition Policies Act of 1970 (P.L. 91-646) which provide for fair and equitable treatment of persons displaced or whose property is required as a result of Federal and federally-assisted programs. These requirements apply to all interests in real property acquired for project purposes regardless of Federal participation in purchases.
12. Will comply with the provisions of the Hatch Act (16 U.S.C. §§1501-1508 and 7324-7328) which limit the political activities of employees whose principal employment activities are funded in whole or in part with Federal funds.
13. Will comply, as applicable, with the provisions of the Davis-Bacon Act (40 U.S.C. §§276a to 276a-7), the Copeland Act (40 U.S.C. §276c and 18 U.S.C. §874), and the Contract Work Hours and Safety Standards Act (40 U.S.C. §§327-333) regarding labor standards for federally-assisted construction subagreements.
14. Will comply with flood insurance purchase requirements of Section 102(a) of the Flood Disaster Protection Act of 1973 (P.L. 93-234) which requires recipients in a special flood hazard area to participate in the program and to purchase flood insurance if the total cost of insurable construction and acquisition is \$10,000 or more.
15. Will comply with environmental standards which may be prescribed pursuant to the following: (a) institution of environmental quality control measures under the National Environmental Policy Act of 1969 (P.L. 91-190) and Executive Order (EO) 11514; (b) notification of violating facilities pursuant to EO 11738; (c) protection of wetlands pursuant to EO 11984; (d) evaluation of flood hazards in floodplains in accordance with EO 11985; (e) assurance of project consistency with the approved State management program developed under the Coastal Zone Management Act of 1972 (16 U.S.C. §§1451 et seq.); (f) conformity of Federal actions to State (Clean Air) Implementation Plans under Section 176(c) of the Clean Air Act of 1955, as amended (42 U.S.C. §§7401 et seq.); (g) protection of underground sources of drinking water under the Safe Drinking Water Act of 1974, as amended (P.L. 93-523); and, (h) protection of endangered species under the Endangered Species Act of 1973, as amended (P.L. 93-205).
16. Will comply with the Wild and Scenic Rivers Act of 1968 (16 U.S.C. §§1271 et seq.) related to protecting components or potential components of the national wild and scenic rivers system.
17. Will assist the awarding agency in assuring compliance with Section 106 of the National Historic Preservation Act of 1966, as amended (16 U.S.C. §470), EO 11593 (identification and protection of historic properties), and the Archaeological and Historic Preservation Act of 1974 (16 U.S.C. §§469a-1 et seq.).
18. Will cause to be performed the required financial and compliance audits in accordance with the Single Audit Act Amendments of 1996 and OMB Circular No. A-133, "Audits of States, Local Governments, and Non-Profit Organizations."
19. Will comply with all applicable requirements of all other Federal laws, executive orders, regulations, and policies governing this program.
20. Will comply with the requirements of Section 106(g) of the Trafficking Victims Protection Act (TVPA) of 2002, as amended (22 U.S.C. 7104) which prohibits grant award recipients or a sub-recipient from (1) Engaging in severe forms of trafficking in persons during the period of time that the award is in effect (2) Procuring a commercial sex act during the period of time that the award is in effect or (3) Using forced labor in the performance of the award or subawards under the award.

SIGNATURE OF AUTHORIZED CERTIFYING OFFICIAL	TITLE
	County Administrator
APPLICANT ORGANIZATION	DATE SUBMITTED
County of Lexington	7/14/2020

SF-424D (Rev. 7-97) Back

Application for Federal Assistance SIF-424		
* 1. Type of Submission: <input type="checkbox"/> Pre-application <input checked="" type="checkbox"/> Application <input type="checkbox"/> Change/Corrected Application	* 2. Type of Application: <input type="checkbox"/> New <input checked="" type="checkbox"/> Continuation <input type="checkbox"/> Revision	* If Revision, enter appropriate letter(s): <input type="text"/> * Other (Specify): <input type="text"/>
* 3. Date Received: <input type="text"/>	4. Applicant Identifier: 7-22-00-46-0001	
5a. Federal Entity Identifier: <input type="text"/>	5b. Federal Award Identifier: <input type="text"/>	
State Use Only:		
6. Date Received by State: <input type="text"/>	7. State Application Identifier: <input type="text"/>	
<b>B. APPLICANT INFORMATION:</b>		
* a. Legal Name: County of Lexington		
* b. Employer/Traylor/Identifier Number (EIN/TIN): 57-6000379	* c. Organizational DUNS: 0101156156880	
<b>d. Address:</b>		
* Street1: 212 S. Lake Drive, Suite 401	<input type="text"/>	
Street2: <input type="text"/>	<input type="text"/>	
* City: Lexington	<input type="text"/>	
County/Parish: <input type="text"/>	<input type="text"/>	
* State: SC: South Carolina	<input type="text"/>	
Province: <input type="text"/>	<input type="text"/>	
* Country: USA: UNITED STATES	<input type="text"/>	
* Zip/Postal Code: 29072	<input type="text"/>	
<b>e. Organizational Unit:</b>		
Department Name: <input type="text"/>	Division Name: <input type="text"/>	
<b>f. Name and contact information of person to be contacted on matters involving this application:</b>		
Prefix: Mr.	* First Name: Robbie	<input type="text"/>
Middle Name: <input type="text"/>	<input type="text"/>	
* Last Name: DEWICK	<input type="text"/>	
Suffix: <input type="text"/>	<input type="text"/>	
Title: Community Development Director	<input type="text"/>	
Organizational Affiliation: <input type="text"/>		
* Telephone Number: 803-785-3121	Fax Number: 803-785-3188	
* Email: rdewick@lex-co.org		



Application for Federal Assistance SF-424	
<b>* 8. Type of Applicant 1: Select Applicant Type:</b> <input type="text" value="R1: County Government"/>	
<b>Type of Applicant 2: Select Applicant Type:</b> <input type="text"/>	
<b>Type of Applicant 3: Select Applicant Type:</b> <input type="text"/>	
<b>* Other (specify):</b> <input type="text"/>	
<b>* 10. Name of Federal Agency:</b> <input type="text" value="U.S. Department of Housing and Urban Development"/>	
<b>11. Catalog of Federal Domestic Assistance Number:</b> <input type="text" value="14.218"/>	
<b>CFDA Title:</b> <input type="text" value="Community Development Block Grant Program (CDBG)"/>	
<b>* 12. Funding Opportunity Number:</b> <input type="text"/>	
<b>* Title:</b> <input type="text"/>	
<b>13. Competition Identification Number:</b> <input type="text"/>	
<b>Title:</b> <input type="text"/>	
<b>14. Areas Affected by Project (Cities, Counties, States, etc.):</b> <input type="text"/> <div style="display: flex; justify-content: space-around; margin-top: 5px;"> <span>Add Attachment</span> <span>Delete Attachment</span> <span>View Attachment</span> </div>	
<b>* 15. Descriptive Title of Applicant's Project:</b> <input type="text" value="Community Development block grant program issue"/>	
Attach supporting documents as specified in agency instructions. <div style="display: flex; justify-content: space-around; margin-top: 5px;"> <span>Add Attachments</span> <span>Delete Attachments</span> <span>View Attachments</span> </div>	

**Application for Federal Assistance SF-424**

16. Congressional District Of:

\* A. Applicant:  \* B. Program/Project:

Attach an additional list of Program/Project Congressional Districts if needed.

17. Proposed Project:

\* a. Start Date:  \* b. End Date:

18. Estimated Funding (\$):

* a. Federal	<input type="text" value="1,846,440.00"/>
* b. Applicant	<input type="text"/>
* c. State	<input type="text"/>
* d. Local	<input type="text"/>
* e. Other	<input type="text"/>
* f. Program Income	<input type="text"/>
* g. TOTAL	<input type="text" value="1,846,440.00"/>

\* 19. Is Application Subject to Review By State Under Executive Order 12872 Process?

a. This application was made available to the State under the Executive Order 12872 Process for review on .

b. Program is subject to E.O. 12872 but has not been selected by the State for review.

c. Program is not covered by E.O. 12872.

\* 20. Is the Applicant Delinquent On Any Federal Debt? (If "Yes," provide explanation in attachment)

Yes  No

If "Yes", provide explanation and attach:

21. "By signing this application, I certify (1) to the statements contained in the list of certifications" and (2) that the statements herein are true, complete and accurate to the best of my knowledge. I also provide the required assurances" and agree to comply with any resulting terms if I accept an award. I am aware that any false, fictitious, or fraudulent statements or claims may subject me to criminal, civil, or administrative penalties. (U.S. Code, Title 28, Section 1001)

I AGREE

\* The list of certifications and assurances, or an internet site where you may obtain the list, is contained in the announcement or agency award instructions.

Authorized Representative:

Prefix:  \* First Name:

Middle Name:


\* Last Name:

Suffix:

\* Title:

\* Telephone Number:  Fax Number:

\* Email:

\* Signature of Authorized Representative:  \* Date Signed:

ASSURANCES - CONSTRUCTION PROGRAMS

OMB Number: 4840-0008  
Expiration Date: 02/28/2032

Public reporting burden for this collection of information is estimated to average 15 minutes per response, including time for reviewing instructions, searching existing data sources, gathering and maintaining the data needed, and completing and reviewing the collection of information. Send comments regarding the burden estimate or any other aspect of this collection of information, including suggestions for reducing this burden, to the Office of Management and Budget, Paperwork Reduction Project (0348-0042), Washington, DC 20503.

**PLEASE DO NOT RETURN YOUR COMPLETED FORM TO THE OFFICE OF MANAGEMENT AND BUDGET. SEND IT TO THE ADDRESS PROVIDED BY THE SPONSORING AGENCY.**

**NOTE:** Certain of these assurances may not be applicable to your project or program. If you have questions, please contact the Awarding Agency. Further, certain Federal assistance awarding agencies may require applicants to certify to additional assurances. If such is the case, you will be notified.

As the duly authorized representative of the applicant, I certify that the applicant:


1. Has the legal authority to apply for Federal assistance, and the institutional, managerial and financial capability (including funds sufficient to pay the non-Federal share of project costs) to ensure proper planning, management and completion of project described in this application.
2. Will give the awarding agency, the Comptroller General of the United States and, if appropriate, the State, the right to examine all records, books, papers, or documents related to the assistance and will establish a proper accounting system in accordance with generally accepted accounting standards or agency directives.
3. Will not dispose of, modify the use of, or change the terms of the real property title or other interest in the site and facilities without permission and instructions from the awarding agency. Will record the Federal awarding agency directives and will include a covenant in the title of real property acquired in whole or in part with Federal assistance funds to assure non-discrimination during the useful life of the project.
4. Will comply with the requirements of the assistance awarding agency with regard to the drafting, review and approval of construction plans and specifications.
5. Will provide and maintain competent and adequate engineering supervision at the construction site to ensure that the complete work conforms with the approved plans and specifications and will furnish progressive reports and such other information as may be required by the assistance awarding agency or State.
6. Will initiate and complete the work within the applicable time frame after receipt of approval of the awarding agency.
7. Will establish safeguards to prohibit employees from using their positions for a purpose that constitutes or presents the appearance of personal or organizational conflict of interest, or personal gain.
8. Will comply with the Intergovernmental Personnel Act of 1970 (42 U.S.C. §§4726-4763) relating to prescribed standards of merit systems for programs funded under one of the 18 statutes or regulations specified in Appendix A of OPM's Standards for a Merit System of Personnel Administration (5 C.F.R. 900, Subpart F).
9. Will comply with the Lead-Based Paint Poisoning Prevention Act (42 U.S.C. §5401 et seq.) which prohibits the use of lead-based paint in construction or rehabilitation of residence structures.
10. Will comply with all Federal statutes relating to non-discrimination. These include but are not limited to: (a) Title VI of the Civil Rights Act of 1964 (P.L. 88-352) which prohibits discrimination on the basis of race, color or national origin; (b) Title IX of the Education Amendments of 1972, as amended (20 U.S.C. §§1681-1683, and 1685-1686), which prohibits discrimination on the basis of sex; (c) Section 504 of the Rehabilitation Act of 1973, as amended (29 U.S.C. §794), which prohibits discrimination on the basis of handicaps; (d) the Age Discrimination Act of 1975, as amended (42 U.S.C. §§6101-6107), which prohibits discrimination on the basis of age; (e) the Drug Abuse Office and Treatment Act of 1972 (P.L. 92-255), as amended relating to nondiscrimination on the basis of drug abuse; (f) the Comprehensive Alcohol Abuse and Alcoholism Prevention, Treatment and Rehabilitation Act of 1970 (P.L. 91-610), as amended, relating to nondiscrimination on the basis of alcohol abuse or alcoholism; (g) §§E23 and E27 of the Public Health Service Act of 1912 (42 U.S.C. §§290 et. seq. and 290 et seq.), as amended, relating to confidentiality of alcohol and drug abuse patient records; (h) Title VIII of the Civil Rights Act of 1968 (42 U.S.C. §§3601 et seq.), as amended, relating to non-discrimination in the sale, rental or financing of housing; (i) any other nondiscrimination provisions in the specific statute(s) under which application for Federal assistance is being made; and (j) the requirements of any other nondiscrimination statute(s) which may apply to the application.

Previous Edition Usable

Authorized for Local Reproduction

Standard Form 424D (Rev. 7-97)  
Prescribed by DHS Circular A-137


11. Will comply, or has already complied, with the requirements of Titles II and III of the Uniform Relocation Assistance and Real Property Acquisition Policies Act of 1970 (P.L. 91-646) which provide for fair and equitable treatment of persons displaced or whose property is acquired as a result of Federal and federally-assisted programs. These requirements apply to all interests in real property acquired for project purposes regardless of Federal participation in purchases.
12. Will comply with the provisions of the Hatch Act (5 U.S.C. §§1501-1508 and 7324-7328) which limit the political activities of employees whose principal employment activities are funded in whole or in part with Federal funds.
13. Will comply, as applicable, with the provisions of the Davis-Bacon Act (40 U.S.C. §§276a to 276a-7), the Copeland Act (40 U.S.C. §276c and 18 U.S.C. §874), and the Contract Work Hours and Safety Standards Act (40 U.S.C. §§327-333) regarding labor standards for federally-assisted construction subagreements.
14. Will comply with flood insurance purchase requirements of Section 102(a) of the Flood Disaster Protection Act of 1973 (P.L. 93-234) which requires recipients in a special flood hazard area to participate in the program and to purchase flood insurance if the total cost of insurable construction and acquisition is \$10,000 or more.
15. Will comply with environmental standards which may be prescribed pursuant to the following: (a) institution of environmental quality control measures under the National Environmental Policy Act of 1969 (P.L. 91-190) and Executive Order (EO) 11814; (b) notification of violating facilities pursuant to EO 11738; (c) protection of wetlands pursuant to EO 11989; (d) evaluation of flood hazards in floodplains in accordance with EO 11989; (e) assurance of project consistency with the approved State management program developed under the Coastal Zone Management Act of 1972 (16 U.S.C. §§1451 et seq.); (f) conformity of Federal actions to State (Clean Air) Implementation Plans under Section 176(c) of the Clean Air Act of 1956, as amended (42 U.S.C. §§7401 et seq.); (g) protection of underground sources of drinking water under the Safe Drinking Water Act of 1974, as amended (P.L. 93-623); and, (h) protection of endangered species under the Endangered Species Act of 1973, as amended (P.L. 93-205).
16. Will comply with the Wild and Scenic Rivers Act of 1968 (16 U.S.C. §§1271 et seq.) related to protecting components or potential components of the national wild and scenic rivers system.
17. Will assist the awarding agency in securing compliance with Section 106 of the National Historic Preservation Act of 1966, as amended (16 U.S.C. §470), EO 11593 (identification and protection of historic properties), and the Archaeological and Historic Preservation Act of 1974 (16 U.S.C. §§468a-1 et seq.).
18. Will cause to be performed the required financial and compliance audits in accordance with the Single Audit Act Amendments of 1996 and OMB Circular No. A-133, "Audits of States, Local Governments, and Non-Profit Organizations."
19. Will comply with all applicable requirements of all other Federal laws, executive orders, regulations, and policies governing this program.
20. Will comply with the requirements of Section 106(g) of the Trafficking Victims Protection Act (TVPA) of 2000, as amended (22 U.S.C. 7104) which prohibits grant award recipients or a sub-recipient from (1) Engaging in severe forms of trafficking in persons during the period of time that the award is in effect (2) Procuring a commercial sex act during the period of time that the award is in effect or (3) Using forced labor in the performance of the award or subawards under the award.

SIGNATURE OF AUTHORIZED CERTIFYING OFFICIAL	TITLE
	County Administrator
APPLICANT ORGANIZATION	DATE SUBMITTED
County of Lexington	7/14/2020

SF-424C (Rev. 7-87) Back

Application for Federal Assistance SF-424		
* 1. Type of Submission: <input type="checkbox"/> Pre-application <input checked="" type="checkbox"/> Application <input type="checkbox"/> Changes/Corrected Application	* 2. Type of Application: <input type="checkbox"/> New <input checked="" type="checkbox"/> Continuation <input type="checkbox"/> Revision	* If Revision, select appropriate letter(s): <input type="text"/> * Other (Specify): <input type="text"/>
* 3. Date Received: <input type="text"/>	4. Applicant Identifier: B-20-10-65-0213	
5a. Federal Entity Identifier: <input type="text"/>	5b. Federal Award Identifier: <input type="text"/>	
State Use Only:		
6. Date Received by State: <input type="text"/>	7. State Application Identifier: <input type="text"/>	
<b>3. APPLICANT INFORMATION:</b>		
* 8. Legal Name: <input type="text" value="County of Lexington"/>		
* 9. Employee/Employee Identification Number (EIN/TIN): 67-607-0279	* 10. Organization's DUNS: 034155855005	
d. Address:		
* Street1: 212 E. Lake Drive, Suite 407	<input type="text"/>	
Street2: <input type="text"/>	<input type="text"/>	
* City: Lexington	<input type="text"/>	
County/Parish: <input type="text"/>	<input type="text"/>	
* State: SC: South Carolina	<input type="text"/>	
Province: <input type="text"/>	<input type="text"/>	
* Country: USA: UNITED STATES	<input type="text"/>	
* Zip / Postal Code: 29012	<input type="text"/>	
e. Organizational Unit:		
Department Name: <input type="text"/>	Division Name: <input type="text"/>	
f. Name and contact information of person to be contacted on matters involving this application:		
* Prefix: Mr.	* First Name: Michelle	<input type="text"/>
Middle Name: <input type="text"/>	<input type="text"/>	
* Last Name: Overholt	<input type="text"/>	
* Suffix: <input type="text"/>	<input type="text"/>	
Title: <input type="text" value="Community Development Director"/>		
Organizational Address: <input type="text"/>		
* Telephone Number: 803-785-8121	* Fax Number: 803-785-8188	
* Email: sdoverholt@lex-co.com		

Application for Federal Assistance SF-424	
<b>* 9. Type of Applicant 1: Select Applicant Type:</b> <input type="text" value="3: County Government"/> Type of Applicant 2: Select Applicant Type: <input type="text"/> Type of Applicant 3: Select Applicant Type: <input type="text"/> * Other (specify): <input type="text"/>	
<b>* 10. Name of Federal Agency:</b> <input type="text" value="U.S. Department of Housing and Urban Development"/>	
<b>11. Catalog of Federal Domestic Assistance Number:</b> <input type="text" value="14.225"/> CFDA Title: <input type="text" value="HOME Investment Partnerships Program (HOME)"/>	
<b>* 12. Funding Opportunity Number:</b> <input type="text"/> * Title: <input type="text"/>	
<b>13. Competition Identification Number:</b> <input type="text"/> Title: <input type="text"/>	
<b>14. Areas Affected by Project (Cities, Counties, States, etc.):</b> <input type="text"/> <div style="display: flex; justify-content: space-around; margin-top: 5px;"> <span>Add Attachment</span> <span>Delete Attachment</span> <span>View Attachment</span> </div>	
<b>* 15. Descriptive Title of Applicant's Project:</b> <input type="text" value="HOME Investment Partnerships Program (HOME)"/>	
Attach supporting documents as specified in agency instructions. <div style="display: flex; justify-content: space-around;"> <span>Add Attachments</span> <span>Delete Attachments</span> <span>View Attachments</span> </div>	

Application for Federal Assistance SF-424	
16. Congressional Districts Of:	
* a. Applicant: <input type="text" value="2"/>	* b. Program/Project: <input type="text" value="2"/>
Attach an additional list of Program/Project Congressional Districts if needed.	
<input type="text"/> <input type="button" value="Add Attachment"/> <input type="button" value="Delete Attachment"/> <input type="button" value="View Attachment"/>	
17. Proposed Project:	
* a. Start Date: <input type="text" value="7/31/2023"/>	* b. End Date: <input type="text"/>
18. Estimated Funding (\$):	
* a. Federal	<input type="text" value="702,442.00"/>
* b. Applicant	<input type="text"/>
* c. State	<input type="text"/>
* d. Local	<input type="text"/>
* e. Other	<input type="text"/>
* f. Program Income	<input type="text"/>
* g. TUA...	<input type="text" value="733,945.00"/>
* 16. Is Application Subject to Review By State Under Executive Order 12372 Process?	
<input checked="" type="checkbox"/> a. This application was made available to the State under the Executive Order 12372 Process for review on <input type="text"/>	
<input type="checkbox"/> b. Program is subject to E.O. 12372 but has not been selected by the State for review	
<input type="checkbox"/> c. Program is not covered by E.O. 12372.	
* 20. Is the Applicant Delinquent On Any Federal Debt? (If "Yes," provide explanation in attachment.)	
<input type="checkbox"/> Yes <input checked="" type="checkbox"/> No	
If "Yes" provide explanation and attach	
<input type="text"/> <input type="button" value="Add Attachment"/> <input type="button" value="Delete Attachment"/> <input type="button" value="View Attachment"/>	
21. "By signing this application, I certify (1) to the statements contained in the list of certifications** and (2) that the statements herein are true, complete and accurate to the best of my knowledge. I also provide the required assurances** and agree to comply with any resulting terms if I accept an award. I am aware that any false, fictitious, or fraudulent statements or claims may subject me to criminal, civil, or administrative penalties. (U.S. Code, Title 28, Section 1001)	
<input checked="" type="checkbox"/> ** I Agree	
* The list of certifications and assurances, or an internet site where you may obtain this list, is contained in the announcement or agency specific instructions.	
Authorized Representative:	
Prefix: <input type="text" value="Mr."/>	* First Name: <input type="text" value="Joe"/>
Middle Name: <input type="text" value="G."/>	
* Last Name: <input type="text" value="Mergo, L.J."/>	
Suffix: <input type="text"/>	
* Title: <input type="text" value="County Administrator"/>	
* Telephone Number: <input type="text" value="615-785-8100"/>	Fax Number: <input type="text" value="603-785-8101"/>
* Email: <input type="text" value="jmergo@lex-coi.com"/>	
* Signature of Authorized Representative: 	* Date Signed: <input type="text" value="7/14/2023"/>

ASSURANCES - CONSTRUCTION PROGRAMS

OMB Number: 4040-0039  
 Expiration Date: 02/28/2022

Public reporting burden for this collection of information is estimated to average 15 minutes per response, including time for reviewing instructions, searching existing data sources, gathering and maintaining the data needed, and completing and reviewing the collection of information. Send comments regarding this burden estimate or any other aspect of this collection of information, including suggestions for reducing this burden, to the Office of Management and Budget, Paperwork Reduction Project (0348-0042), Washington, DC 20503.

**PLEASE DO NOT RETURN YOUR COMPLETED FORM TO THE OFFICE OF MANAGEMENT AND BUDGET. SEND IT TO THE ADDRESS PROVIDED BY THE SPONSORING AGENCY.**

**NOTE:** Certain of these assurances may not be applicable to your project or program. If you have questions, please contact the Awarding Agency. Further, certain Federal assistance awarding agencies may require applicants to certify to additional assurances. If such is the case, you will be notified.

As the duly authorized representative of the applicant, I certify that the applicant:

1. Has the legal authority to apply for Federal assistance, and the institutional, managerial and financial capability (including funds sufficient to pay the non-Federal share of project costs) to ensure proper planning, management and completion of project described in this application.
2. Will give the awarding agency, the Comptroller General of the United States and, if appropriate, the State, the right to examine all records, books, papers, or documents related to the assistance; and will establish a proper accounting system in accordance with generally accepted accounting standards or agency directives.
3. Will not dispose of, modify the use of, or change the terms of the real property title or other interest in the site and facilities without permission and instructions from the awarding agency. Will record the Federal awarding agency directives and will include a covenant in the title of real property acquired in whole or in part with Federal assistance funds to assure non-discrimination during the useful life of the project.
4. Will comply with the requirements of the assistance awarding agency with regard to the drafting, review and approval of construction plans and specifications.
5. Will provide and maintain competent and adequate engineering supervision of the construction site to ensure that the complete work conforms with the approved plans and specifications and will furnish progressive reports and such other information as may be required by the assistance awarding agency or State.
6. Will initiate and complete the work within the applicable time frame after receipt of approval of the awarding agency.
7. Will establish safeguards to prohibit employees from using their positions for a purpose that constitutes or presents the appearance of personal or organizational conflict of interest, or personal gain.
8. Will comply with the Intergovernmental Personnel Act of 1970 (42 U.S.C. §§4728-4763) relating to prescribed standards of merit systems for programs funded under one of the 18 statutes or regulations specified in Appendix A of OPM's Standards for a Merit System of Personnel Administration (5 C.F.R. 900, Subpart F).
9. Will comply with the Lead-Based Paint, Poisoning Prevention Act (42 U.S.C. §§4801 et seq.) which prohibits the use of lead-based paint in construction or rehabilitation of residence structures.
10. Will comply with all Federal statutes relating to non-discrimination. These include but are not limited to: (a) Title VI of the Civil Rights Act of 1964 (P.L. 88-352) which prohibits discrimination on the basis of race, color or national origin; (b) Title IX of the Education Amendments of 1972, as amended (20 U.S.C. §§1681-1683, and 1685-1686), which prohibits discrimination on the basis of sex; (c) Section 504 of the Rehabilitation Act of 1973, as amended (29 U.S.C. 5794), which prohibits discrimination on the basis of handicap; (d) the Age Discrimination Act of 1975, as amended (42 U.S.C. §§6101-6107), which prohibits discrimination on the basis of age; (e) the Drug Abuse Office and Treatment Act of 1972 (P.L. 92-255), as amended relating to nondiscrimination on the basis of drug abuse; (f) the Comprehensive Alcohol Abuse and Alcoholism Prevention, Treatment and Rehabilitation Act of 1970 (P.L. 91-610), as amended, relating to nondiscrimination on the basis of alcohol abuse or alcoholism; (g) §§523 and 627 of the Public Health Service Act of 1912 (42 U.S.C. §§260 dd-3 and 280 aa-3), as amended, relating to confidentiality of alcohol and drug abuse patient records; (h) Title VIII of the Civil Rights Act of 1968 (42 U.S.C. §§3601 et seq.), as amended, relating to nondiscrimination in the sale, rental or financing of housing; (i) any other nondiscrimination provisions in the specific statute(s) under which application for Federal assistance is being made; and (j) the requirements of any other nondiscrimination statute(s) which may apply to the application.


Previous Edition Usable

Authorized for Local Reproduction

Standard Form 624D (Rev. 7-97)  
 Prescribed by OMB Circular A-102



11. Will comply, or has already complied, with the requirements of Titles II and III of the Uniform Relocation Assistance and Real Property Acquisition Policies Act of 1970 (P.L. 91-646) which provide for fair and equitable treatment of persons displaced or whose property is acquired as a result of Federal and federally-assisted programs. These requirements apply to all interests in real property acquired for project purposes regardless of Federal participation in purchases.
12. Will comply with the provisions of the Hatch Act (5 U.S.C. §§1501-1508 and 7324-7326) which limit the political activities of employees whose principal employment activities are funded in whole or in part with Federal funds.
13. Will comply, as applicable, with the provisions of the Davis-Bacon Act (40 U.S.C. §§276a to 276a-7), the Copeland Act (40 U.S.C. §276c and 18 U.S.C. §874), and the Contract Work Hours and Safety Standards Act (40 U.S.C. §§327-333) regarding labor standards for federally-assisted construction on subagreements.
14. Will comply with flood insurance purchase requirements of Section 102(a) of the Flood Disaster Protection Act of 1973 (P.L. 93-234) which requires recipients in a special flood hazard area to participate in the program and to purchase flood insurance if the total cost of insurable construction and acquisition is \$10,000 or more.
15. Will comply with environmental standards which may be prescribed pursuant to the following: (a) Institution of environmental quality control measures under the National Environmental Policy Act of 1969 (P.L. 91-190) and Executive Order (EO) 11514; (b) notification of violating facilities pursuant to EO 11739; (c) protection of wetlands pursuant to EO 11990; (d) evaluation of food hazards in floodplains in accordance with EO 11998; (e) assurance of project consistency with the approved State management program developed under the Coastal Zone Management Act of 1972 (16 U.S.C. §§1451 et seq.); (f) conformity of Federal actions to State (Clean Air) Implementation Plans under Section 176(c) of the Clean Air Act of 1985, as amended (42 U.S.C. §§7401 et seq.); (g) protection of underground sources of drinking water under the Safe Drinking Water Act of 1974, as amended (P.L. 93-525); and, (h) protection of endangered species under the Endangered Species Act of 1973, as amended (P.L. 93-205).
16. Will comply with the Wild and Scenic Rivers Act of 1968 (16 U.S.C. §§1271 et seq.) related to protecting components or potential components of the national wild and scenic rivers system.
17. Will assist the overseeing agency in assuring compliance with Section 108 of the National Historic Preservation Act of 1966, as amended (16 U.S.C. §470), EO 11595 (Identification and protection of historic properties), and the Archaeological and Historic Preservation Act of 1974 (16 U.S.C. §§409a-1 et seq.).
18. Will cause to be performed the required financial and compliance audits in accordance with the Single Audit Act Amendments of 1996 and OMB Circular No. A-133, "Audits of States, Local Governments, and Non-Profit Organizations."
19. Will comply with all applicable requirements of all other Federal laws, executive orders, regulations, and policies governing this program.
20. Will comply with the requirements of Section 108(g) of the Trafficking Victims Protection Act (TVPA) of 2000, as amended (22 U.S.C. 7104) which prohibits grant award recipients or a sub-recipient from (1) Engaging in severe forms of trafficking in persons during the period of time that the award is in effect (2) Procuring a commercial sex act during the period of time that the award is in effect or (3) Using forced labor in the performance of the award or subawards under the award.

SIGNATURE OF AUTHORIZED CERTIFYING OFFICIAL	TITLE
	County Administrator
APPLICANT ORGANIZATION	DATE SUBMITTED
County of Lexington	7/14/2020

SF-4243 (Rev. 7-97) Back

**CERTIFICATIONS**

In accordance with the applicable statutes and the regulations governing the consolidated plan regulations, the jurisdiction certifies that:

**Affirmatively Further Fair Housing** --The jurisdiction will affirmatively further fair housing.

**Uniform Relocation Act and Anti-displacement and Relocation Plan** -- It will comply with the acquisition and relocation requirements of the Uniform Relocation Assistance and Real Property Acquisition Policies Act of 1970, as amended, (42 U.S.C. 4601-4655) and implementing regulations at 49 CFR Part 24. It has in effect and is following a residential anti-displacement and relocation assistance plan required under 24 CFR Part 42 in connection with any activity assisted with funding under the Community Development Block Grant or HOME programs.

**Anti-Lobbying** --To the best of the jurisdiction's knowledge and belief:

1. No Federal appropriated funds have been paid or will be paid, by or on behalf of it, to any person for influencing or attempting to influence an officer or employee of any agency, a Member of Congress, an officer or employee of Congress, or an employee of a Member of Congress in connection with the awarding of any Federal contract, the making of any Federal grant, the making of any Federal loan, the entering into of any cooperative agreement, and the extension, continuation, renewal, amendment, or modification of any Federal contract, grant, loan, or cooperative agreement;
2. If any funds other than Federal appropriated funds have been paid or will be paid to any person for influencing or attempting to influence an officer or employee of any agency, a Member of Congress, an officer or employee of Congress, or an employee of a Member of Congress in connection with this Federal contract, grant, loan, or cooperative agreement, it will complete and submit Standard Form-LLL, "Disclosure Form to Report Lobbying," in accordance with its instructions; and
3. It will require that the language of paragraph 1 and 2 of this anti-lobbying certification be included in the award documents for all subawards at all tiers (including subcontracts, subgrants, and contracts under grants, loans, and cooperative agreements) and that all subrecipients shall certify and disclose accordingly.

**Authority of Jurisdiction** --The consolidated plan is authorized under State and local law (as applicable) and the jurisdiction possesses the legal authority to carry out the programs for which it is seeking funding, in accordance with applicable HUD regulations.

**Consistency with plan** --The housing activities to be undertaken with Community Development Block Grant, HOME, Emergency Solutions Grant, and Housing Opportunities for Persons With AIDS funds are consistent with the strategic plan in the jurisdiction's consolidated plan.

**Section 3** -- It will comply with section 3 of the Housing and Urban Development Act of 1968 (12 U.S.C. 1701u) and implementing regulations at 24 CFR Part 135.

  
Signature of Authorized Official

7/14/2020  
Date

County Administrator  
Title

### Specific Community Development Block Grant Certifications

The Entitlement Community certifies that:

**Citizen Participation** – It is in full compliance and following a detailed citizen participation plan that satisfies the requirements of 24 CFR 91.105.

**Community Development Plan** -- Its consolidated plan identifies community development and housing needs and specifies both short-term and long-term community development objectives that have been developed in accordance with the primary objective of the CDBG program (i.e., the development of viable urban communities, by providing decent housing and expanding economic opportunities, primarily for persons of low and moderate income) and requirements of 24 CFR Parts 91 and 570.

**Following a Plan** -- It is following a current consolidated plan that has been approved by HUD.

**Use of Funds** -- It has complied with the following criteria:

**1. Maximum Feasible Priority.** With respect to activities expected to be assisted with CDBG funds, it has developed its Action Plan so as to give maximum feasible priority to activities which benefit low- and moderate-income families or aid in the prevention or elimination of slums or blight. The Action Plan may also include CDBG-assisted activities which the grantee certifies are designed to meet other community development needs having particular urgency because existing conditions pose a serious and immediate threat to the health or welfare of the community, and other financial resources are not available (see Optional CDBG Certification).

**2. Overall Benefit.** The aggregate use of CDBG funds, including Section 108 guaranteed loans, during program year(s) \_\_\_\_\_ [a period specified by the grantee of one, two, or three specific consecutive program years], shall principally benefit persons of low and moderate income in a manner that ensures that at least 70 percent of the amount is expended for activities that benefit such persons during the designated period.

**3. Special Assessments.** It will not attempt to recover any capital costs of public improvements assisted with CDBG funds, including Section 108 loan guaranteed funds, by assessing any amount against properties owned and occupied by persons of low and moderate income, including any fee charge or assessment made as a condition of obtaining access to such public improvements.

However, if CDBG funds are used to pay the proportion of a fee or assessment that relates to the capital costs of public improvements (assisted in part with CDBG funds) financed from other revenue sources, an assessment or charge may be made against the property with respect to the public improvements financed by a source other than CDBG funds.

In addition, in the case of properties owned and occupied by moderate-income (not low-income) families, an assessment or charge may be made against the property for public improvements financed by a source other than CDBG funds if the jurisdiction certifies that it lacks CDBG funds to cover the assessment.

**Excessive Force** – It has adopted and is enforcing:

1. A policy prohibiting the use of excessive force by law enforcement agencies within its jurisdiction against any individuals engaged in non-violent civil rights demonstrations; and
2. A policy of enforcing applicable State and local laws against physically barring entrance to or exit from a facility or location which is the subject of such non-violent civil rights demonstrations within its jurisdiction.

**Compliance with Anti-discrimination laws** – The grant will be conducted and administered in conformity with title VI of the Civil Rights Act of 1964 (42 U.S.C. 2000d) and the Fair Housing Act (42 U.S.C. 3601-3619) and implementing regulations.

**Lead-Based Paint** – Its activities concerning lead-based paint will comply with the requirements of 24 CFR Part 35, Subparts A, I, J, K and R.

**Compliance with Laws** – It will comply with applicable laws.

  
Signature of Authorized Official


7/14/2020  
Date

County Administrator  
Title

**OPTIONAL Community Development Block Grant Certification**

Submit the following certification only when one or more of the activities in the action plan are designed to meet other community development needs having particular urgency as specified in 24 CFR 570.208(c):

The grantee hereby certifies that the Annual Plan includes one or more specifically identified CDBG-assisted activities which are designed to meet other community development needs having particular urgency because existing conditions pose a serious and immediate threat to the health or welfare of the community and other financial resources are not available to meet such needs.

  
Signature of Authorized Official

County Administrator  
Title

7/23/2020  
Date


**Specific HOME Certifications**

The HOME participating jurisdiction certifies that:

**Tenant Based Rental Assistance** -- If it plans to provide tenant-based rental assistance, the tenant-based rental assistance is an essential element of its consolidated plan.

**Eligible Activities and Costs** -- It is using and will use HOME funds for eligible activities and costs, as described in 24 CFR §§92.205 through 92.209 and that it is not using and will not use HOME funds for prohibited activities, as described in §92.214.

**Subsidy layering** -- Before committing any funds to a project, it will evaluate the project in accordance with the guidelines that it adopts for this purpose and will not invest any more HOME funds in combination with other Federal assistance than is necessary to provide affordable housing.

  
Signature of Authorized Official

7/14/2020  
Date

County Administrator  
Title

### **Emergency Solutions Grants Certifications**

The Emergency Solutions Grants Program recipient certifies that:

**Major rehabilitation/conversion/renovation** – If an emergency shelter's rehabilitation costs exceed 75 percent of the value of the building before rehabilitation, the recipient will maintain the building as a shelter for homeless individuals and families for a minimum of 10 years after the date the building is first occupied by a homeless individual or family after the completed rehabilitation.

If the cost to convert a building into an emergency shelter exceeds 75 percent of the value of the building after conversion, the recipient will maintain the building as a shelter for homeless individuals and families for a minimum of 10 years after the date the building is first occupied by a homeless individual or family after the completed conversion.

In all other cases where ESG funds are used for renovation, the recipient will maintain the building as a shelter for homeless individuals and families for a minimum of 3 years after the date the building is first occupied by a homeless individual or family after the completed renovation.

**Essential Services and Operating Costs** – In the case of assistance involving shelter operations or essential services related to street outreach or emergency shelter, the recipient will provide services or shelter to homeless individuals and families for the period during which the ESG assistance is provided, without regard to a particular site or structure, so long the recipient serves the same type of persons (e.g., families with children, unaccompanied youth, disabled individuals, or victims of domestic violence) or persons in the same geographic area.

**Renovation** – Any renovation carried out with ESG assistance shall be sufficient to ensure that the building involved is safe and sanitary.

**Supportive Services** – The recipient will assist homeless individuals in obtaining permanent housing, appropriate supportive services (including medical and mental health treatment, victim services, counseling, supervision, and other services essential for achieving independent living), and other Federal, State, local, and private assistance available for these individuals.


**Matching Funds** – The recipient will obtain matching amounts required under 24 CFR 576.201.

**Confidentiality** – The recipient has established and is implementing procedures to ensure the confidentiality of records pertaining to any individual provided family violence prevention or treatment services under any project assisted under the ESG program, including protection against the release of the address or location of any family violence shelter project, except with the written authorization of the person responsible for the operation of that shelter.

**Homeless Persons Involvement** – To the maximum extent practicable, the recipient will involve, through employment, volunteer services, or otherwise, homeless individuals and families in constructing, renovating, maintaining, and operating facilities assisted under the ESG program, in providing services assisted under the ESG program, and in providing services for occupants of facilities assisted under the program.

**Consolidated Plan** – All activities the recipient undertakes with assistance under ESG are consistent with its consolidated plan.

**Discharge Policy** – The recipient will establish and implement, to the maximum extent practicable and where appropriate, policies and protocols for the discharge of persons from publicly funded institutions or systems of care (such as health care facilities, mental health facilities, foster care or other youth facilities, or correction programs and institutions) in order to prevent this discharge from immediately resulting in homelessness for these persons.

  
Signature of Authorized Official

7/14/2020  
Date

County Administrator  
Title



## Appendix - Alternate/Local Data Sources

<b>1</b>	<b>Data Source Name</b> South Carolina Homeless Assessment
	<b>List the name of the organization or individual who originated the data set.</b> United Way of the Midlands
	<b>Provide a brief summary of the data set.</b> Updated Homeless County information
	<b>What was the purpose for developing this data set?</b> Update the homeless PIT
	<b>Provide the year (and optionally month, or month and day) for when the data was collected.</b> Lexington County did not collect this data.
	<b>Briefly describe the methodology for the data collection.</b> Lexington County did not collect this data.
	<b>Describe the total population from which the sample was taken.</b> Statewide homeless count.
	<b>Describe the demographics of the respondents or characteristics of the unit of measure, and the number of respondents or units surveyed.</b> All homeless persons and families.